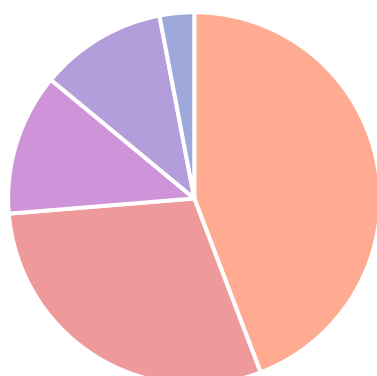


## Asset Class



Equity	44.20%	Bonds	29.50%
Alternatives	12.30%	Cash	11.00%
Gold	3.00%		

## Objectives And Policy

The Portfolio aims to provide capital growth and some income by investing in a diversified range of assets and markets worldwide. The Portfolio is benchmarked against the Investment Association Mixed Investment 20-60% Shares sector. The Portfolio will hold between 20% and 60% in equities and normally will have a volatility relative to the UK equity market of between 40% and 60%.

The Portfolio may invest up to 100% of its assets in collective investment schemes, exchange traded funds, closed ended investment schemes and real estate investment trusts, which themselves invest worldwide in any of the following: equities; bonds; and alternative assets. Alternative assets may include funds that use absolute return strategies or funds that invest in real estate, commodities or private equity. The Portfolio may also invest directly in equities, bonds and warrants, and hold cash. The Portfolio may use derivatives with the aim of reducing risk or managing the Portfolio more efficiently.

## Portfolio Performance

Time Period*	1m	3m	6m	1yr	3yr	inception**
ASPIM Focused 4	0.47%	1.27%	3.29%	0.13%	1.07%	1.07%
IA Mixed Investment 20-60% Shares	1.28%	3.14%	0.8%	-0.07%	0.67%	0.67%

\*Cumulative returns

\*\*Inception date: 7th August 2019

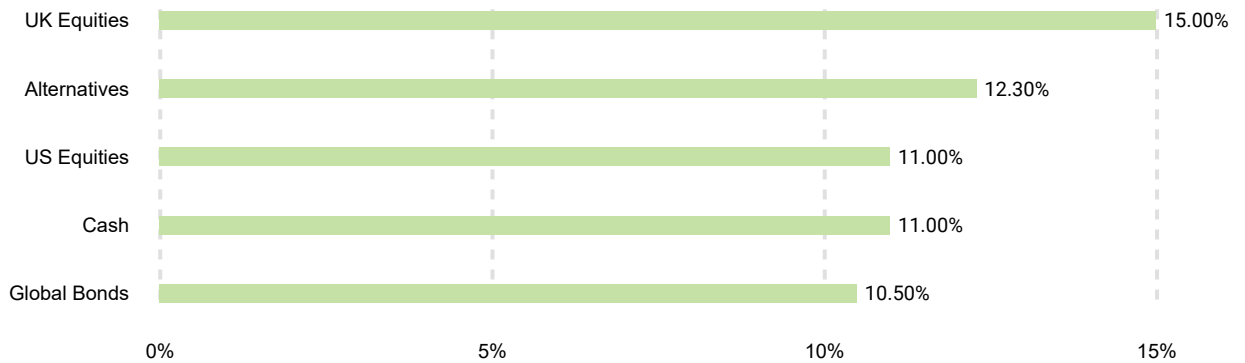
## Portfolio Characteristics

Benchmark	IA Mixed Investment 20-60% Shares
Annualised Benchmark Volatility	7.74%
Annualised Portfolio Volatility	9.45%
Ongoing Costs*	0.76%
Total Number of Holdings (ex cash)	67

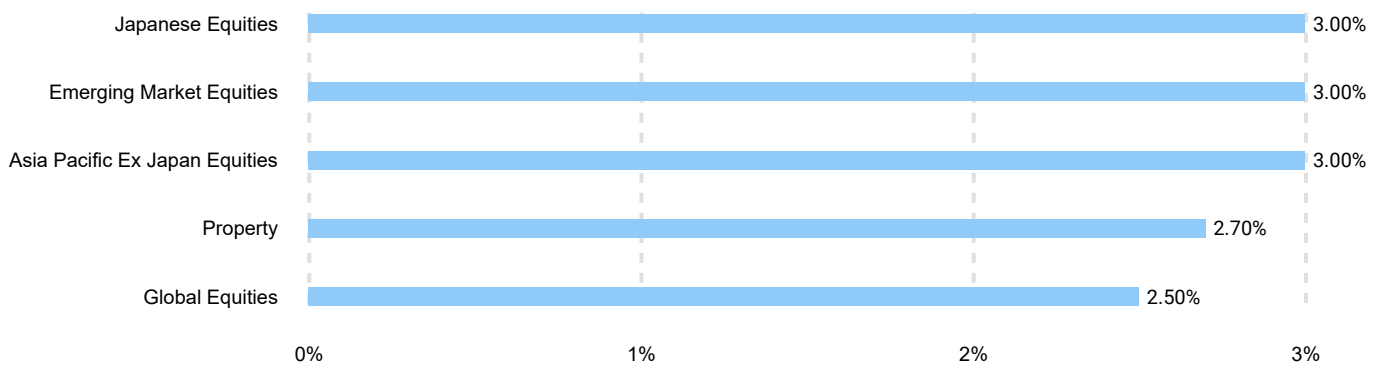
## Top 10 Holdings By Weight %

Vanguard Global Short-Term Bond Index	10.50%
Royal London Short Term Money Market	10.00%
Sanlam Multi Strategy	5.25%
SVS Church House Tenax Absolute Return Strategies	5.25%
Allianz Gilt Yield	5.00%
Allianz Strategic Bond	4.50%
Janus Henderson Strategic Bond	4.50%
iShares Physical Gold ETC	3.00%
Jupiter Japan Income	3.00%
VT Gravis UK Infrastructure Income	2.70%

## Top 5 Weights By Asset



## Bottom 5 Weights By Asset

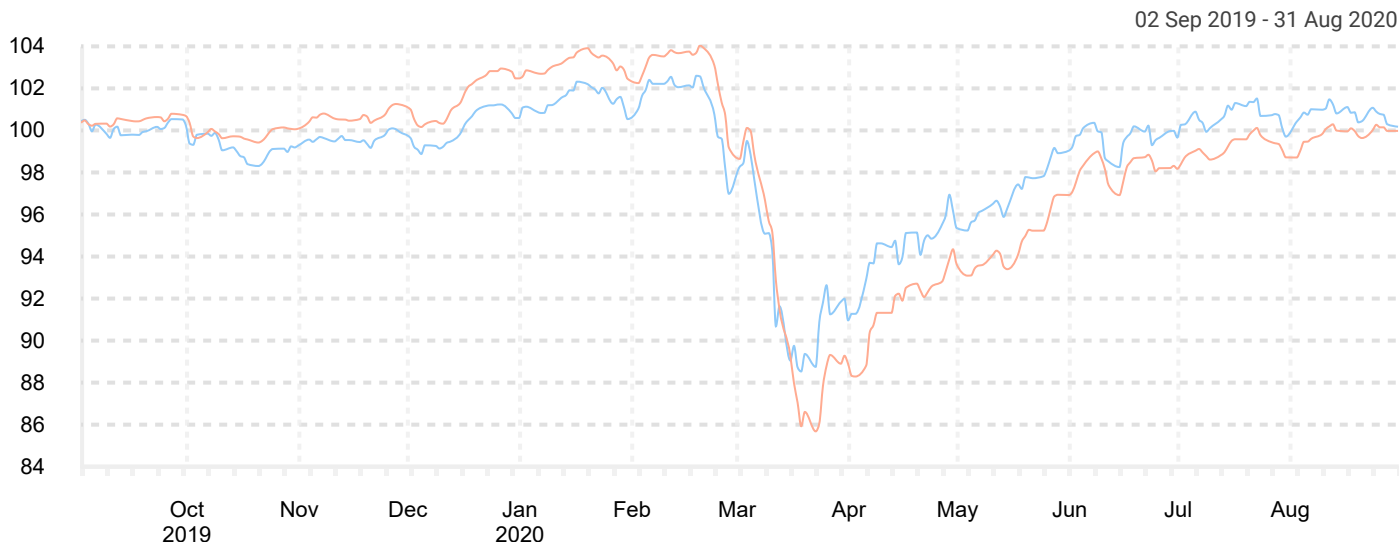


## Top 10 Performance Contributors Over 1 Year

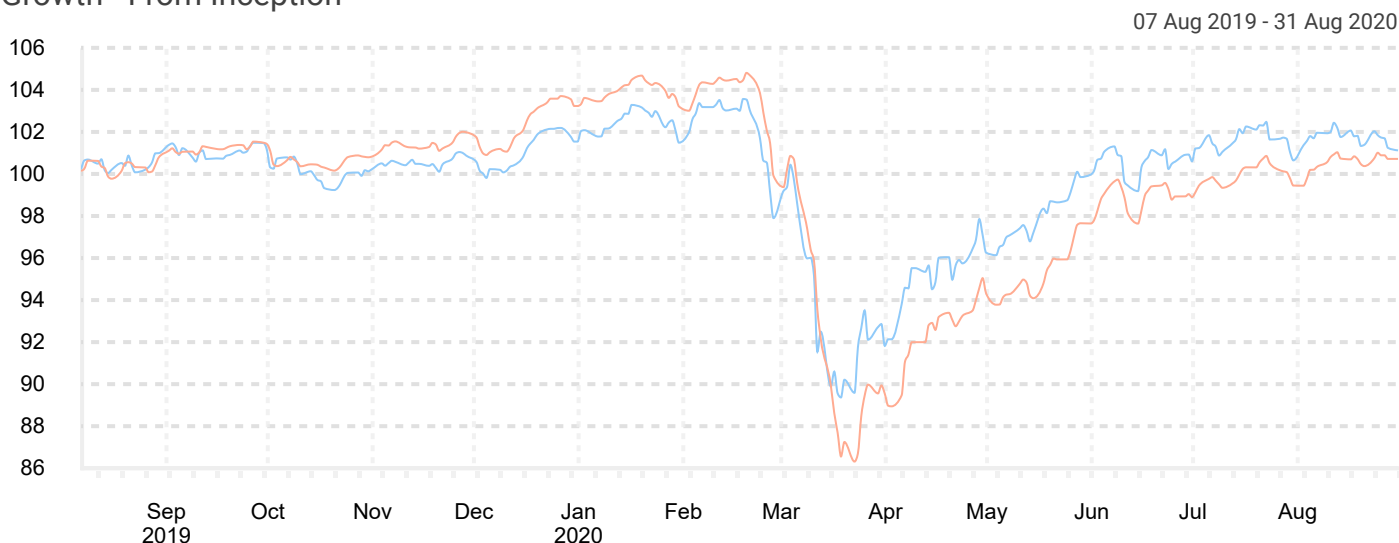
Investment	Contribution
Sanlam Multi Strategy	0.23%
Liontrust Global Equity	0.19%
iShares Physical Gold ETC	0.13%
Janus Henderson Strategic Bond	0.11%
Schroder Asian Alpha Plus	0.11%
Allianz Strategic Bond	0.11%
3I Group PLC	0.10%
Berkshire Hathaway PLC	0.08%
BlackRock Emerging Markets	0.07%
Direct Line Insurance Group PLC	0.06%

## Growth - Over 1 Year

● ASPIM Focused 4 ● IA Mixed Investment 20-60% Shares



## Growth - From Inception



© 2020 ASPIM All Rights Reserved.

The ongoing cost figure represents the cost of the management of the portfolio including underlying fund ongoing charges, estimated transaction costs and discretionary management charge including VAT. The source of this data is FE Analytics. Fund performance is calculated bid to bid net of all charges with income reinvested at the payment date (Source: Bloomberg/Collidr).

Past performance is not a guide to future performance. The value of investments and any income from them can fall and you may get back less than you invested. (1) The information, data, analyses, and opinions contained herein (2) include the proprietary information of Albemarle Street Partners, (3) may not be copied or redistributed without prior permission (4) do not constitute investment advice offered by Albemarle Street Partners or any associated parties (5) are provided solely for informational purposes and therefore are not an offer to buy or sell a security, and (6) are not warranted to be correct, complete, or accurate.

Albemarle Street Partners shall not be responsible for any trading decisions, damages, or other losses resulting from, or related to, this information, data, analyses, or opinions or their use. (7) is intended for use by professional investors only. (8) ©Albemarle Street Partners 2019. All rights reserved. Albemarle Street Partners is a trading name of Atlantic House Fund Management LLP, which is authorised and regulated by the Financial Conduct Authority ("FCA"). FCA Number: 58630