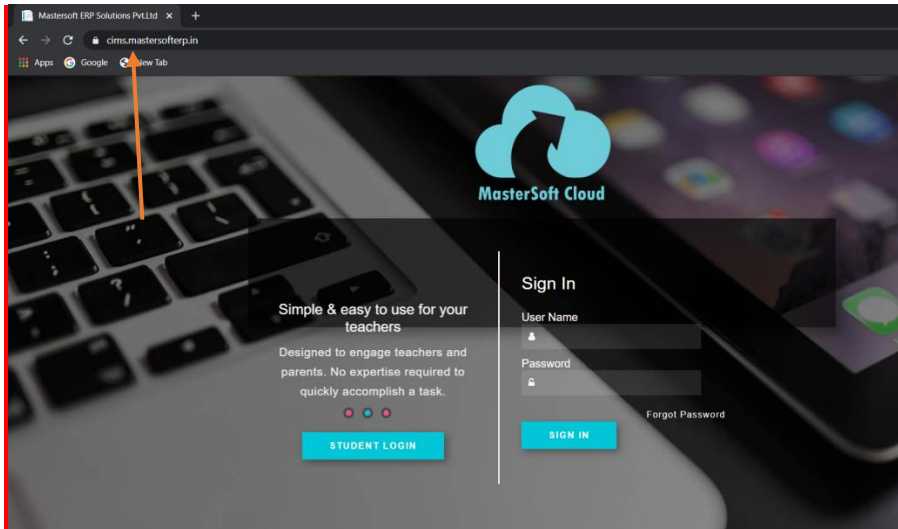
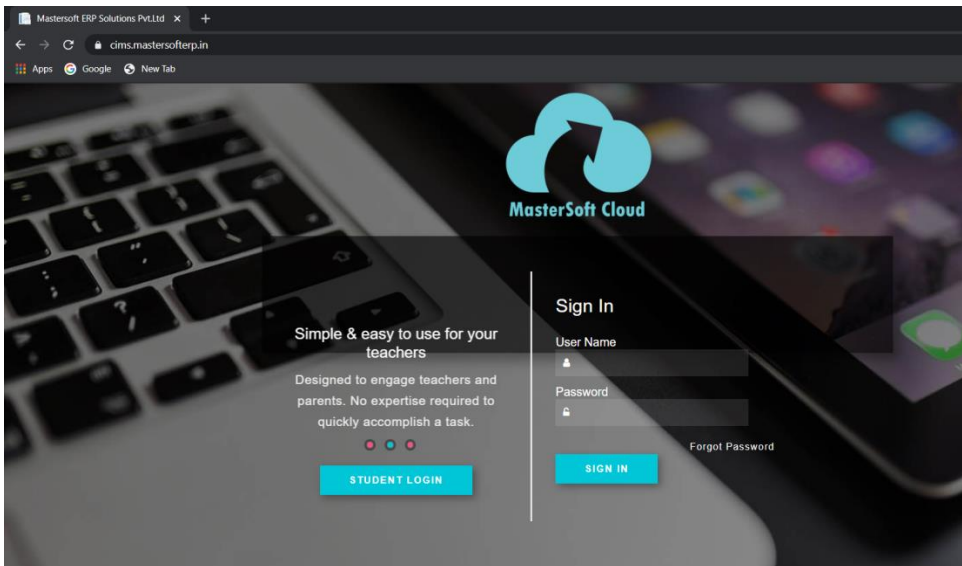


FY UG STUDENT ADMISSION Cancellation Process

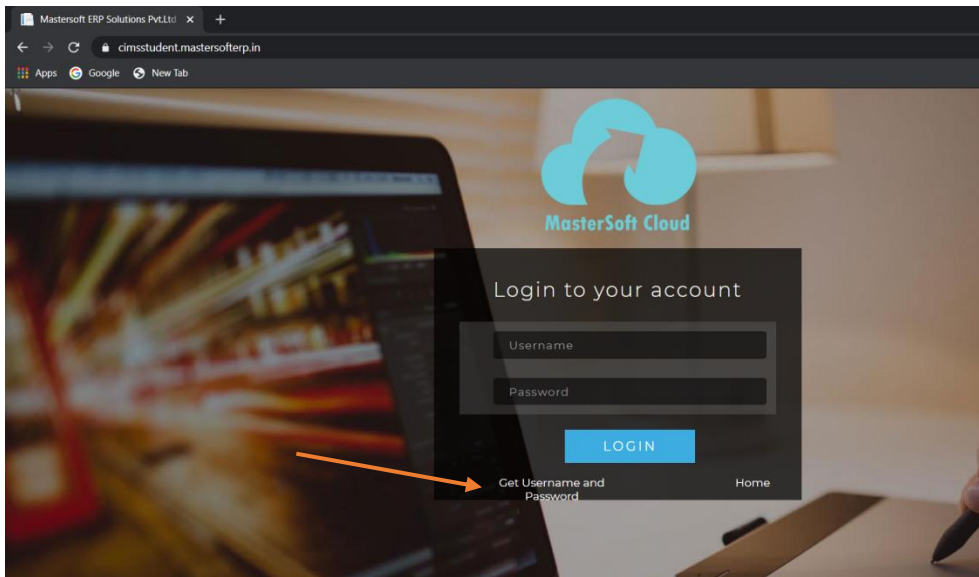
STEP1: GO TO <https://cims.mastersofterp.in/>



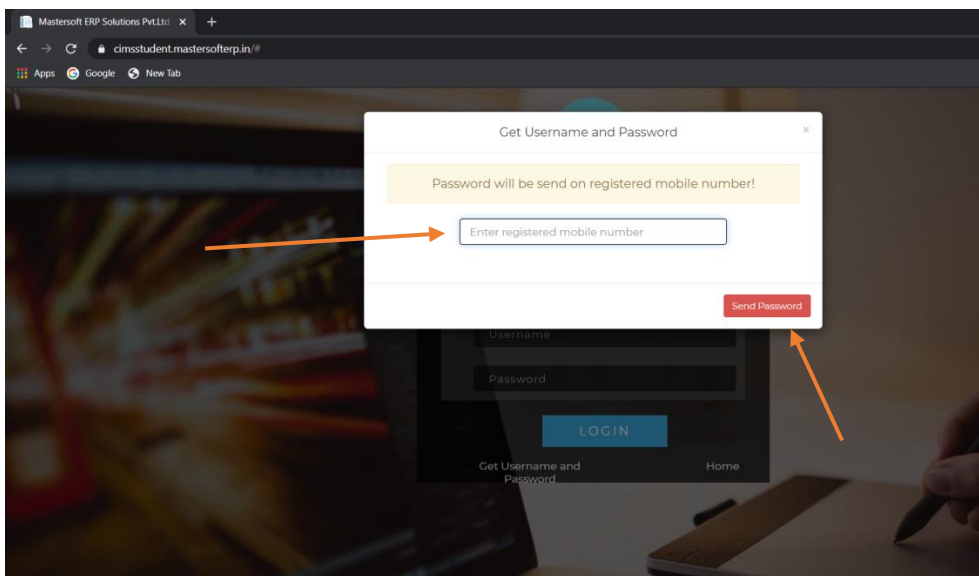
STEP2:CLICK ON STUDENT LOGIN



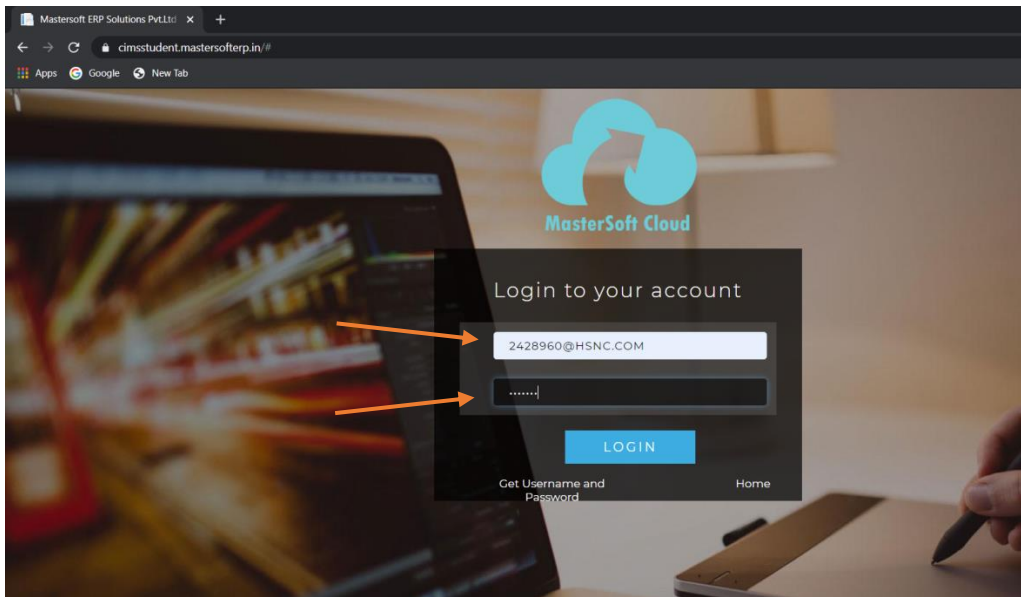
STEP3:CLICK ON GET USERNAME AND PASSWORD



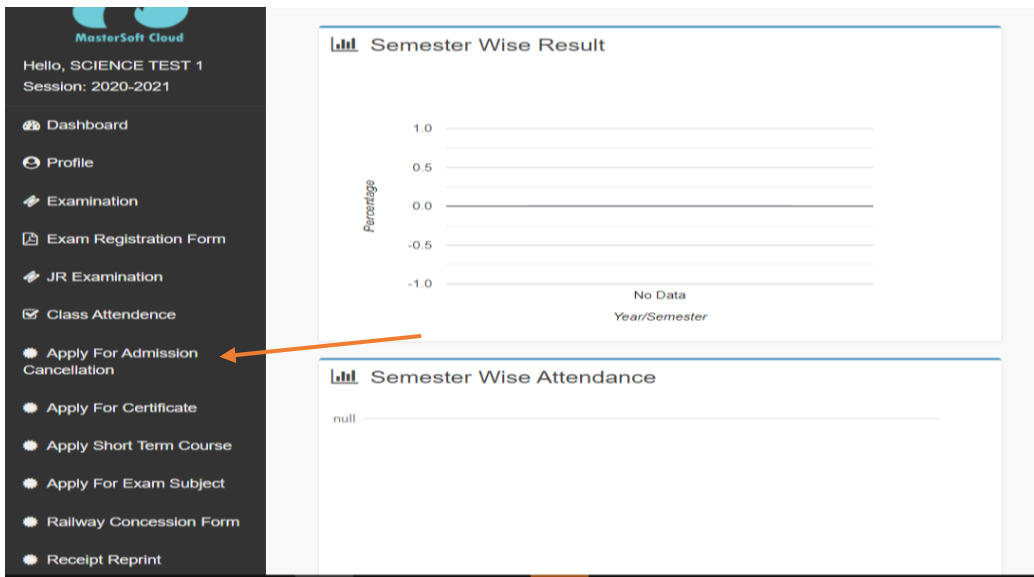
STEP4: ENTER YOU REGISTERED MOBILE NUMBER AND CLICK ON SEND PASSWORD BUTTON



STEPS: YOU WILL RECEIVE USERNAME AND PASSWORD ON YOUR REGISTERED MOBILE NO



STEP 6: AFTER LOGGING IN ON THE LEFTHAND SIDE YOU WILL SEE DIFFERENT TYPES OF OPTION OUT OF WHICH YOU HAVE TO CLICK ON **APPLY FOR ADMISSION CANCELLATION** OPTION.



STEP 7: AFTER CLICKING YOU WILL SEE **APPLY FOR ADMISSION CANCELLATION** BUTTON. BELOW THAT READ ALL THE INSTRUCTIONS FOR REFUND PROCESS.

Admission Cancellation Apply form

Apply For Admission Cancellation

Instructions :

- A) Before Commencement of the Course Rs. 1,000/- to be deducted from the total fees.
- B) From 1st day to 10th day (first day is inclusive) from the date of commencement of the course 20% of the total fees.
- C) From 11th day to 30th day (first day is inclusive) from the date of commencement of the course 40% of the total fees.
- D) After 30 days (first day is inclusive) 100% of the total fees.

Course	Apply Date

STEP 8: AFTER READING ALL THE INSTRUCTIONS THROUGHLY CLICK ON THE **APPLY FOR ADMISSION CANCELLATION** BUTTON

Admission Cancellation Apply form

Apply For Admission Cancellation

Instructions :

- A) Before Commencement of the Course Rs. 1,000/- to be deducted from the total fees.
- B) From 1st day to 10th day (first day is inclusive) from the date of commencement of the course 20% of the total fees.
- C) From 11th day to 30th day (first day is inclusive) from the date of commencement of the course 40% of the total fees.
- D) After 30 days (first day is inclusive) 100% of the total fees.

Course	Apply Date

STEP 9: AFTER STEP 7 YOU WILL GET DIFFERENT OPTIONS TO BE FILLED THEY ARE **BANK NAME,BANK LOCATION,ACCOUNT NUMBER,IFSC CODE AND MICR NUMBER.**

Apply for Admission Cancellation

Bank * Please Select IFSC Code * Enter IFSC Code

Bank Location * Please Select MICR Number * Enter MICR Number

Account Number * Enter Account Number

Submit Close

Course Apply Date

STEP 10: AFTER FILLING ALL THE DETAILS CLICK ON THE SUBMIT BUTTON.

Apply for Admission Cancellation

Bank * Please Select IFSC Code * Enter IFSC Code

Bank Location * Please Select MICR Number * Enter MICR Number

Account Number * Enter Account Number

Submit Close

Course Apply Date

Kindly note;

The processing time for obtaining the refund amount will range from at least one and half to two months

from the date of application and will be completely online.