



# EMMBROOK JUNIOR SCHOOL

Emmbrook Junior School

## Return to Full Face to Face Provision from 08/03/2021

Working Document – Risk assessment

EJS  
2-22-2021



Emmbrook Junior School Return to Full Opening from 08/03/2021

This risk assessment is being put in place to try and reduce the risk of students or staff passing on and catching the Covid-19 virus.

Assessment carried out by:	Head Teacher
Workplace:	Emmbrook Junior School
Employer:	Wokingham BC
Date assessment was carried out:	22/02/21
Date of next review:	The r/a will be reviewed on an on-going basis

	1	2	3	4	5
Risk/Likelihood	Improbable	Unlikely	Moderate risk	Likely	Almost certain

What are the hazards?	Who might be harmed and how?	What is already in place?	Current Risk	What further actions need to take place?	Net Risk	Who needs to carry out the action?	By when
<b>General Risks/Issues</b>							
Transmission of virus person to person  Transmission of virus from surfaces to people	All members of the community using or closely linked to the school	<ul style="list-style-type: none"> <li>Year group bubbles</li> <li>Limits to visits on site</li> <li>Hand sanitizing stations in very classroom</li> <li>Daily cleaning</li> <li>Signage around school</li> <li>Fire Evacuation Plan- in case of a fire all adults and children will follow the fire evacuation plan currently in place. Anyone with a PEEP will follow this plan as it currently stands.</li> <li>Clinically Extremely Vulnerable staff and children – those in receipt of a shielding letter</li> <li>Twice weekly lateral flow test (from Jan 25<sup>th</sup>). Admin team to organise Covid testing for staff in line with guidance</li> <li>All staff to wear visors/face shields when on site- masks are acceptable as long as it does not impact HRB children. If staff are lone working in a classroom or office they do not need to wear a face covering but should have on ready should other people enter.</li> <li>Increase the daily in class cleaning.</li> <li>Identify high usage area/points</li> </ul>	2	<ul style="list-style-type: none"> <li><b>Change from Year Group Bubbles to Class Bubbles</b> - this will mean that staff are made part of a specific class bubble when children return – see separate staffing document. Children and adults will remain within their own class bubble</li> <li><b>Move the majority of children from remote learning provision to being back in class for face to face provision</b> – (excepting where they are a household member is classified as CEV and has not yet had the vaccine). Most children will be returning to school this will require a reminder of the rules within school to ensure controls are followed – <i>Rules to Keep us safe to be shared at the start of each day</i></li> <li><b>Offer remote learning to identified pupils</b> who are unable to come into school following guidance from track &amp; trace or upon receiving a shielding letter.</li> </ul>	1	All staff Children Parents	Processes in place Adhered to from 08/03/21



		<ul style="list-style-type: none"> <li>Any staff testing positive for Covid-19 to isolate for the period dictated by NHS track and trace</li> <li>All staff to follow requirements of track and trace</li> <li>Clinically Vulnerable – staff that are in the clinically vulnerable category have been offered an individual risk assessment.</li> </ul>		<ul style="list-style-type: none"> <li><b>In the case of a positive test the class room impacted will have an additional deep clean</b> – organised by site manager and cleaning contractors.</li> </ul>			
<b>Arrival at School</b>							
<p><b>Covid-19 Contamination</b></p> <p>Surface to person</p> <p>Person to Person</p>	<p>All adults and children arriving at school by touching contaminated surfaces e.g. doors and handles.</p>	<ul style="list-style-type: none"> <li>School staff wash or sanitize hands on arrival at school. Sanitizer is deployed around the school.</li> <li>Adults/parents do not enter the school building unless they need to speak to school staff about an urgent matter (email or phone for non- urgent messages). If the matter is urgent, parents may enter <b>only</b> if the reception area is empty.</li> <li>Daily cleaning at the end of the school day to consider heavy use areas.</li> <li>Children enter class without parents and will then wash or sanitize hands</li> <li>Bike Sheds – one-way system to continue reminders about social distancing given.</li> <li>Staff to lock bikes to fence in staff car park.</li> <li><b>Additional signage</b> re hand washing/sanitizing to be placed around the school)</li> <li>Door handles/light switches steam cleaned daily</li> <li>Additional signage re hand washing/sanitizing to be placed around the school)</li> <li>Prop open all doors (except toilets) so that handles/push plates do not need to be touched.</li> <li><a href="#">See linked Visitor agreement</a> – This to be shared with all parents and on school website</li> </ul>	2	<ul style="list-style-type: none"> <li><b>Return to soft Start to school day:</b> Gates and classrooms open from 8:30am – 8:50am</li> <li>Only <b>one</b> parent to drop off.</li> <li><b>Parents to remain at least 2m apart.</b> – Send reminder email</li> <li><b>Children enter classrooms via outer fire exit doors.</b></li> <li>Any additional bikes/scooters beyond capacity to be locked to fence next to the outdoor toilets.</li> <li><b>Each class to be allocated a single toilet</b> for use – children to use toilet one at a time (monitored by staff).</li> </ul>	1	SLT Parents children	Processes in place Adhered to from 08/03/21
	<p>Parents and children are contaminated by an infected person whilst arriving at school.</p>	<ul style="list-style-type: none"> <li>Parents do not go beyond the school playground gates at drop off.</li> <li>Parents have been asked not to bring children to school if they or anyone in their family shows symptoms of the virus.</li> <li>Adults/parents do not enter the school building unless they need to speak to school staff about an urgent matter (email or phone for non- urgent messages). If the matter is urgent, parents may enter <b>only</b> if the reception area is empty.</li> </ul>	2	<ul style="list-style-type: none"> <li><b>Re-start one-way system for the start and end of day</b> for parents coming on and off the school premises. – Liaise with site managers and infant school re arrangements</li> <li>Children to enter classrooms via fire doors <b>(Y6 to enter through courtyard doors, Y4 via Y4 through corridor.)</b></li> </ul>	1	Parents SLT Office staff teachers pupils	Processes in place Adhered to from 08/03/21



	<ul style="list-style-type: none"> <li>• <a href="#">Remind parents not to bring children to school if they or anyone in their family shows symptoms of the virus.</a></li> <li>• No parents in school without prior appointment – parents are able to drop off items via the office (if they're essential i.e. water bottles/packed lunches etc.) - <a href="#">see visitor agreement link</a></li> <li>• <b>2m</b> distancing on playground for adults and children - parents reminded via letter.</li> <li>• <b>Wearing of face coverings compulsory when on site.</b></li> <li>• <b>All staff to wear visor/face covering when in public areas</b> in school and school grounds – exceptions for lone working.</li> <li>• <a href="#">COVID-19 (Coronavirus) Absence A quick guide for parents/carers</a> – Shared with parents and carers</li> </ul>		<ul style="list-style-type: none"> <li>• <b>Y3 children to enter their classrooms</b> via fire doors – directly from playground</li> <li>• <b>Y5 children to enter their classrooms</b> via fire doors – directly from playground/field</li> <li>• <b>Y4 children to enter through shared corridor</b> going directly to classrooms through fire doors.</li> <li>• <b>Y6 children to enter through shared corridor between HRB and hall</b> going directly to classrooms through fire doors.</li> <li>• Parents and children stand at least <b>2m</b> apart whilst waiting to come into the school.</li> </ul>			
School staff and children contaminated by a child arriving at school with the virus	<ul style="list-style-type: none"> <li>• Children wash or sanitize hands on arrival at school.</li> <li>• Parents reminded not to bring children to school if they or anyone in their family shows symptoms of the virus.</li> <li>• Any child displaying symptoms will be asked to go directly to the medical room where staff will check symptoms while wearing PPE.</li> <li>• All children dropped at the gate to school playground.</li> <li>• <b>Pupils can only bring school book bag, water bottle, packed lunch and PE kit – reminder sent via newsletter</b></li> <li>• Pupils showing signs of the virus sent to the medical room and parents contacted immediately.</li> <li>• See procedure for if a child has symptoms at school – emailed to staff 13/10/2020</li> </ul> <p><a href="#">The Department of Health and Social Care, NHS Test and Trace, and Public Health England issued a letter to school and college leaders today providing clarity on when students and staff should be tested for coronavirus (COVID-19).</a></p>	2	<ul style="list-style-type: none"> <li>• <b>Staff to monitor children</b> (visually) on arrival – if there is a concern temperature can be taken as a first step within the bubble</li> <li>• <b>Class thermometers</b> to be issued – admin team</li> </ul>	1	Parents Staff Pupils	Processes in place Adhered to from 08/03/21



	<p>School staff, pupils and parents are contaminated by a staff member with the virus whilst at school</p>	<ul style="list-style-type: none"> <li>• Staff directed to wash or sanitize hands on arrival at school and at regular intervals in the day.</li> <li>• Staff reminded not to touch face.</li> <li>• Handwashing and following good respiratory hygiene practices.</li> <li>• Staff self-isolate if they or member of their family show symptoms of the virus.</li> <li>• Staff to keep a distance of a minimum of 2m apart from other staff and parents and children <b>where possible</b>.</li> <li>• Full adherence to Public Health and government guidance.</li> <li>• School to report the case to RIDDOR as a matter of urgency.</li> <li>• Break times will be staggered so only half of the staff need to access the staff room at a time.</li> <li>• Lunch times will be timetabled so that year group staff have access to the staffroom in parallel to their classes accessing the hall for lunch.</li> <li>• Only packed lunches, water bottles and PE kits to come in from home.</li> <li>• Reading books to be cleaned or left for 72 hours after they have been returned to school or maybe issued if they have been cleaned with anti-bac wipes.</li> <li>• All staff to wear visors/face shields when on site- masks are acceptable as long as it does not impact HRB children.</li> </ul>	3	<ul style="list-style-type: none"> <li>• <b>Teachers &amp; support staff assigned to class bubbles</b> and they remain with the same bubbles (group).</li> <li>• <b>Staff room to only be used to make drinks/food/refreshments</b> – staff not to congregate or meet in staff room</li> <li>• <b>Staff to stand at least 2m</b> when using refreshment facilities</li> <li>• <b>Additional space in HT and DHT offices offered to staff for break times and lunchtimes (limited numbers and 2m+ social distancing must take place).</b></li> </ul>	2	<p>Parents Staff Pupils</p>	<p>Processes in place Adhered to from 08/03/21</p>
<b>During the School Day</b>							
<p>Close contact and not following 1m social distancing rules- risk of Covid-19 infection</p>	<p>Staff forgetting to social distance from each other.</p> <p>Staff unable to social distance from each other.</p> <p>Staff unable to social distance from pupils due to need for</p>	<ul style="list-style-type: none"> <li>• Protocol in place for staff and pupils.</li> <li>• Use of communal areas remains restricted.</li> <li>• Maximum of 32 children in a group</li> <li>• Regular staff update briefings.</li> <li>• All staff who cross bubbles will have individual hygiene packs.</li> <li>• Staff to alert headteacher as soon as possible if they show signs and symptoms.</li> <li>• Rotas for playgrounds and any essential communal e.g. library areas in place.</li> <li>• Only school staff and essential contractors allowed into the school building.</li> <li>• Masks and visors required for staff when doing close contact work with pupils who spit, produce saliva, etc.</li> </ul>	3	<ul style="list-style-type: none"> <li>• <b>No staff crossing bubbles</b> PE coach only exception to this and only outside and socially distanced.</li> <li>• <b>PE sessions led by sports coach will only take place outdoors</b> – See additional PE risk assessment below <a href="#"> &amp; updated government guidance</a></li> <li>• <b>Indoor PE sessions avoided</b> in hall unless weather is inclement – equipment to be cleaned after use – not to be shared. Additional PE sessions can take place outdoors if possible.</li> <li>• Doors and windows kept open in hall for ventilation.</li> </ul>	2	<p>SLT for protocol &amp; ordering of PPE</p>	<p>Processes in place Adhered to from 08/03/21</p>



	<p>close contact work</p>	<ul style="list-style-type: none"> <li>• Masks and PPE issued to staff for close contact support (in particular when giving first aid).</li> <li>• Doors and windows will be kept open to aid ventilation throughout the school day – temperature allowing – if it becomes too cold then internal doors will remain open and external ones closed.             <ul style="list-style-type: none"> <li>- <a href="#">See updated guidance</a></li> <li>- <a href="#">CIBSE COVID-19 VENTILATION GUIDANCE</a> (use guidance as appropriate to school setting).</li> </ul> </li> <li>• No air conditioning to be used.</li> <li>• SLT will monitor systems are being complied with at points during the day.</li> <li>• Children will walk in single file if they are in the corridors.</li> <li>• No whole school events, year group assemblies can take place.</li> <li>• PE eqpt on weekly rota for each year group to allow for weekend break in contamination or should be cleaned thoroughly before being used by another year group.</li> <li>• Tables in class rooms organised to face forwards as per government recommendations.</li> <li>• One-way system when moving around the school – signage to be deployed (limited signage deployed 02.09.2020)</li> <li>• Teachers reminded to stand where possible while children sit and remain at a distance.</li> <li>• Follow action list for <a href="#">What to do if a pupil is displaying symptoms of coronavirus (COVID-19)</a></li> </ul>		<ul style="list-style-type: none"> <li>• <b>Music lesson to take place at a social distance</b> with no sharing of instruments – see <a href="#">updated government guidance re singing &amp; music</a></li> <li>• <b>Each class bubble to be issued with a single toilet</b> for their bubble to use. Teachers/staff to monitor 1 in 1 out system to avoid queuing and reduce chances of transmission in corridors.</li> <li>• <b>PPA:</b> PPA will need to be done socially distanced in face shields or masks. OR in separate rooms or virtually.</li> <li>• <b>PPA cover</b> does not compromise bubbles, it will need to be delivered by the TA from each class, or an SLT member, who will cover one hour of PPA. The other hour would be run by Jack outside. The TA would get the children changed for PE so that Jack would only need to meet the children outside at a distance.</li> <li>• <b>SLT presence around school.</b> SLT members will have to minimise contact with any bubbles to less than 15 minutes (combined over a day). If a member of SLT needs to cover a class bubble then they will have to limit their contact to that bubble only on that day.</li> <li>• <b>Admin Team</b> – when more than one team member is using the admin office social distance must be maintained &amp; masks/visors worn. Admin team can work from home where appropriate. Items that staff members may need (such as forms etc.) to be kept in reception. Should the office phone be required this should be used in the staff room and sanitised when returned.</li> <li>• <b>Nurture Support</b> - There are various options to consider for delivering nurture as the nurture room will not be suitable at</li> </ul>			
--	---------------------------	--	--	---	--	--	--



				present for small groups or 1:1 sessions and bubbles must be maintained. Run virtual nurture sessions or space out and use the hall or outdoor space at 2m plus.			
Disposal of PPE -risk of Covid-19 infection	All staff undertaking procedures listed above	<ul style="list-style-type: none"> <li>• Bins available in class and emptied regularly.</li> <li>• Specialist disposal if necessary – site manager</li> <li>• Bins emptied daily and again throughout the school day as appropriate. – site manager to facilitate</li> </ul>	2	<ul style="list-style-type: none"> <li>• No further controls possible or necessary to reduce risk to improbable.</li> </ul>	1	All Staff	Processes in place Adhered to from 08/03/21
Behavioural Management and support-risk of Covid-19 infection	Pupils that require close support to manage their behaviour when unsafe Staff involved in Behavioural Management & support	<ul style="list-style-type: none"> <li>• Masks to be worn during Physical Intervention (PI). PI last resort.</li> <li>• Proactive strategies used to de-escalate. Pupil demand lowered.</li> <li>• In line with existing behaviour policies children will not be allowed to talk in corridors.</li> <li>• Parents are called to collect child if behaviour places the child/peers or member of staff at risk.</li> <li>• Remind parents of expectations – SLT to write to all parents before September (letter sent to parents in July and August)</li> <li>• <a href="#">See updated behaviour Policy</a></li> <li>• <b>See appendix of 'Rules for keeping Safe at School' – these to be shared with all pupils and displayed in the classroom</b></li> <li>• Children to use appropriate voice in classrooms and around the school to reduce risk of transmission</li> <li>• Pupils may wear face coverings to school but this will not be mandatory or managed by staff. (if the wearing of face coverings impacts the learning of pupils this will be reviewed)</li> </ul>	3	<ul style="list-style-type: none"> <li>• <b>All staff to wear visors/face shields when on site</b>– masks are acceptable as long as it does not impact HRB children.</li> <li>• <b>Resend expectation information</b> to parents in advance of return on 8<sup>th</sup> March.</li> <li>• <b>Remind parents that children may wear face coverings if they wish.</b></li> </ul>	2	All Staff	Processes in place Adhered to from 08/03/21
<b>Lunchtime &amp; Breaktime</b>							
Coronavirus contamination	Children and staff are contaminated with the virus at lunchtime	<ul style="list-style-type: none"> <li>• Rota for the hall, playground and field.</li> <li>• One-way system for entering and leaving dinner hall. (Signage to be put up around the school) – Admin team</li> <li>• School meals to be served and only one-year group in the hall at any one time. (see timetables)</li> <li>• Children eating packed lunch to eat in a set classroom (consider celiac needs) – this classroom will need additional cleaning at the end of lunchtime</li> <li>• Children sat on staggered seats at tables.</li> </ul>	3	<ul style="list-style-type: none"> <li>• <b>Children to eat lunch within their own classroom</b> (only exceptions are where this may impact on the health of specific children e.g. coeliac)</li> <li>• <b>Children with allergies will eat with their bubble in the hall</b> separately from any other bubbles.</li> </ul>	2	Staff Children	Processes in place Adhered to from 08/03/21



		<ul style="list-style-type: none"> <li>Children wash or sanitize hands before eating.</li> <li>Each Year group to get 30 mins outside time (Y5 and Y6: 12pm – 12:30pm; Y3 and Y4 12:30pm – 1pm) This means that each year group can have its own space outside to reduce chances of transmission.</li> </ul>		<ul style="list-style-type: none"> <li><b>School meals to be in the form of hot packed lunches</b> which will be delivered to classrooms.</li> <li><b>Packed lunches to be kept in children's bags</b> in classrooms or on pegs away from other bubbles.</li> <li><b>Each class will have a separate area outside</b> at break times and lunchtimes this will mean that while the field is unusable team games such as football will not be possible.</li> </ul>			
	Children are contaminated with the virus whilst using play equipment	<ul style="list-style-type: none"> <li>Children wash or sanitize their hands after break time.</li> <li>All playtime eqpt to be washed after use and rotated on a daily basis.</li> <li>All children to have 30 minutes outside/playtime; Y5/6 12 – 12:30; Y3/4 12:30pm to 1pm)</li> <li>Additional signage around school re handwashing and one - way system</li> </ul>	2	<ul style="list-style-type: none"> <li><b>Class bubbles assigned to designated outdoor spaces with adult supervision at lunchtime.</b> (See timetable)</li> </ul>	1	Staff Pupils	Processes in place Adhered to from 08/03/21
<b>End of the School Day</b>							
Coronavirus contamination	Staff, pupils and parents are contaminated by an infected person whilst waiting to collect from playground	<ul style="list-style-type: none"> <li>Parents will be reminded to socially distance (at least <b>2m</b>) and wait on main playground when collecting children from Years 3-5.</li> <li>Each Year group will be given a specific waiting/collection zone</li> <li>Parents to wait on main playground and children will be sent out to them (parents must be in sight). Parents will not enter the building.</li> <li>Y6 children will be allowed to walk home alone with permission and Y5 children will also be given the opportunity with parental permission.</li> <li>Only one adult to collect pupil.</li> <li>Parents to stand at least <b>2m</b> apart in designated collection zones.</li> <li>Children exit via classroom fire exit door or courtyard for Y6 and through corridor for Y4.</li> <li>All pupils to be released at 3:15pm to their specific zones on the playground. Y6 pupils (and Y5) with parental permission will leave immediately.</li> </ul>	2	<ul style="list-style-type: none"> <li><b>Remind parents &amp; carers of expectations</b> at start and end of day</li> <li><b>Members on staff to be on playground</b> at the end of the day to marshal and ensure social distancing</li> </ul>	1	Parents Teachers SLT Children	Processes in place Adhered to from 08/03/21





	<p>Year 3 children from classrooms          Year 4 children from the PE shed at the far end of the top playground          Year 5 children from the covered area at the near end of the playground (or walk home alone)          Year 6 children from the quiet area next to the infant school to the left of the playground gates as you enter (or walk home alone)</p> <ul style="list-style-type: none"> <li>Parents with children in the infants will either collect their children from the infants' school first (<i>which is 15:00-Year 1, 15:10-FS2</i>) or if the sibling is in Y2 they collect their junior child first – (Y2 15:20) – shared by EIS.</li> </ul>					
Cleaners and staff are infected by touching contaminated surfaces	<ul style="list-style-type: none"> <li>Daily cleaning includes areas which are frequently touched e.g. door handles, light switches, tables.</li> <li>Cleaners wash hands on arrival and wear clean uniform each day.</li> <li>All teaching staff to vacate the school building by 5 p.m.</li> <li>Daily cleaning to take place across the school.</li> <li>Waste disposed of as per DfE guidelines  <a href="https://www.gov.uk/government/publications/covid-19-decontamination-in-non-healthcare-settings/covid-19-decontamination-in-non-healthcare-settings">https://www.gov.uk/government/publications/covid-19-decontamination-in-non-healthcare-settings/covid-19-decontamination-in-non-healthcare-settings</a></li> <li>Cleaning schedule includes cleaning tables and chairs and all surfaces in the classroom with disinfectant as per government guidelines  <a href="https://www.gov.uk/government/publications/covid-19-decontamination-in-non-healthcare-settings/covid-19-decontamination-in-non-healthcare-settings">https://www.gov.uk/government/publications/covid-19-decontamination-in-non-healthcare-settings/covid-19-decontamination-in-non-healthcare-settings</a></li> <li>Soft furnishings and equipment which is hard to clean is removed from the classroom</li> <li>Bins emptied at regular times during the day</li> </ul> <p>If an area has been heavily contaminated, such as with visible bodily fluids, from a person with coronavirus (COVID-19), cleaning staff will use protection for the eyes, mouth and nose, as well as wearing gloves and an apron. – <b>Admin team to share this information with cleaning contractors where appropriate.</b></p>	2	<ul style="list-style-type: none"> <li><b>Staff/Children to sanitise equipment</b> which has been used in the classroom</li> </ul>	1	All School Staff Cleaners	Processes in place Adhered to from 3/09/2020



Contingency Planning						
Outbreaks	Public Health England defines an outbreak as <b>2 or more linked cases</b> . This would result in the closure of the entire class bubble.	<p><a href="#">Follow guidelines for Early Outbreak management where a case is identified in school.</a></p> <ul style="list-style-type: none"> <li>Those being asked to self-isolate in the case of an outbreak will take home their writing and Power Maths books so that learning provision could continue from home.</li> <li>Children in the vulnerable category or key worker category would have in school provision led by one of the year groups teachers and supported by a TA unless their bubble is required to isolate in which case we revert to the tiered remote learning plan.</li> </ul>	3	<ul style="list-style-type: none"> <li>In the case of class bubble have to self-isolate classroom learning can continue via Teams online being led by the members of staff from that bubble unless they are too unwell to lead learning.</li> </ul>	2	Provision in place from Sept 2020 – reviewed and updated following lockdown Jan 21
Individual self-isolation	If a child or family have been asked to self-isolate because they are displaying symptoms or have been deemed as highly vulnerable	<ul style="list-style-type: none"> <li>Resourcing – access to learning via Teams</li> <li>Those being asked to self-isolate due to track and trace will take home their writing and Power Maths books so that learning provision could continue from home.</li> </ul>	3	<ul style="list-style-type: none"> <li>In the case individuals having to self-isolate due to shielding or track and trace classroom learning can continue via Teams online or via learning links shared by the year group team.</li> </ul>	2	Provision in place from Sept 2020 – reviewed and updated following lockdown Jan 21
Lockdown	If directed by Public Health England in conjunction with WBC the school will close to all children except the children of key workers and those deemed vulnerable.	<ul style="list-style-type: none"> <li>See tiered remote learning plan</li> </ul>	3	<ul style="list-style-type: none"> <li>In the case of another lockdown we will return to the remote learning provision embedded over the course Spring term 2021.</li> <li>Ensure all children have appropriate access to equipment and internet.</li> </ul>	2	Provision in place from Sept 2020 – reviewed and updated following lockdown Jan 21



Appendix 1

Risk Assessment for Physical Education & Physical Activity in response to Covid-19

[This risk assessment has been prepared based on advice given by the Association for Physical Education \(AfPE\).](#)

Ongoing, specific Government advice and guidelines will need to be considered as the current situation changes and this risk assessment reviewed and updated as needed.

The intention is that children can participate in purposeful physical education and physical activity during this time. Whilst the teaching of PE will not be as it was before, with some adaptations meaningful work can still be undertaken with the proper planning, protective measures and social distancing. This risk assessment is also intended to help staff feel safe and protected delivering both physical education and physical activity opportunities for children.

The key principles for supporting safe PE and physical activity are:

- Clean frequently touched surfaces
- Wash hands frequently as part of a clear hygiene regime
- Minimise contact
- Ensure good respiratory hygiene

<i>Areas to consider</i>	<i>Suggested practice</i>	<i>Implications / ideas for the school</i>	<i>Action to be taken</i>
Learning	<ul style="list-style-type: none"><li>• Activities taking place in PE lessons and Physical activity sessions should be strictly non-contact and these conditions shared with the pupils.</li><li>• Agree what learning is appropriate (including the relationship between face-to-face and remote education), for example, identify curriculum priorities, agree revised expectations and required adjustments in practical lessons, and any approaches to 'catch up' support.</li><li>• Ensure you have considered the impact on staff and pupils with protected characteristics, including race and disability, in developing your approach.</li></ul>	<ul style="list-style-type: none"><li>• Use of other resources to complement existing scheme of work</li><li>• The priority as children return to school will be mental wellbeing and physical activity. Year groups are free to deviate from curriculum map in response to children's needs.</li><li>• Individual teachers are best placed and encouraged to adapt activities as needed.</li></ul>	<ul style="list-style-type: none"><li>• JF to compile and share resources that can be used</li><li>• JF / SLT to share this message with staff</li></ul>



<p>Protective Measures and Hygiene</p>	<ul style="list-style-type: none"> <li>• Decide the physical and organisational structures needed to limit risks and limit movement around the building(s) (for example, classroom layouts, entry and exit points, staggered starts and break times, class sizes, use of communal staff areas).</li> <li>• Agree how safety measures and messages will be implemented and displayed around school.</li> <li>• Ensure there is sufficient tissues available for ensuring good respiratory hygiene – i.e. ‘catch it, bag it, bin it’ approach.</li> </ul>	<ul style="list-style-type: none"> <li>• This has been reviewed as part of phased re-opening planning and will be reviewed as wider reopening begins.</li> <li>• Teachers could take a supply box of tissues / hand sanitiser to lesson with them as they would asthma inhalers?</li> </ul>	<ul style="list-style-type: none"> <li>• Review plans as Government / LA advice changes</li> <li>• Box of supplies for each bubble.</li> </ul>
<p>Changing areas</p>	<ul style="list-style-type: none"> <li>• If used, these should be cleaned after every lesson – Wiping of surfaces is a reasonable approach.</li> <li>• Ensure sufficient standard cleaning equipment is available in all changing areas/classrooms.</li> <li>• Social distancing measures still apply and marking out areas which cannot be used will help you to manage the area effectively.</li> </ul>	<ul style="list-style-type: none"> <li>• Children are in year group bubbles so will not need to move to another year groups classroom/section to cross contaminate</li> </ul>	<ul style="list-style-type: none"> <li>• SLT to confirm and share with staff</li> </ul>
<p>Teaching areas</p>	<ul style="list-style-type: none"> <li>• Encourage outdoor PE and PA to support social distancing.</li> <li>• Students should work in their own zone which may be marked out, depending on allocated teaching space.</li> <li>• Indoor PE (yoga/dance) will be taking place in the hall. Ensure social distancing is in place and minimal equipment is used</li> </ul>	<ul style="list-style-type: none"> <li>• Use of outdoor areas wherever possible. Could potentially use hall depending on group size and other practical arrangements.</li> <li>• Use of cones, hoops, other resources to mark areas for children to work in (equipment for this to be selected based on safety considerations of the activity).</li> </ul>	<ul style="list-style-type: none"> <li>• Share with staff</li> <li>• JF (PE Subject Leader) to check we have enough resources that could be used for marking out areas.</li> </ul>
<p>Social distancing within lessons</p>	<ul style="list-style-type: none"> <li>• You should ensure that all lesson activity adheres to the social distancing rules in place at the time of delivery. This means team games involving contact are currently not possible.</li> <li>• One solution is for each student to have their own area which they can work in.</li> </ul>	<ul style="list-style-type: none"> <li>• No contact games to be played until distancing advice changes. However individual skills e.g. dribbling/passing a football or hockey ball, can still be taught.</li> <li>• Participation in intraschool competitions will need to be considered carefully (all are currently on hold).</li> </ul>	<ul style="list-style-type: none"> <li>• Share with staff.</li> <li>• JF (PE Subject Leader) from September to keep in contact with colleagues from other schools and event organisers.</li> </ul>




Group sizes	<ul style="list-style-type: none"> <li>Class sizes should adhere to Government guidance and be reduced to a level where social distancing rules can be applied.</li> </ul>	<ul style="list-style-type: none"> <li>This has been reviewed as part of phased re-opening planning and will be reviewed as wider reopening begins.</li> </ul>	
PE clothing	<ul style="list-style-type: none"> <li>The school will need to agree on modifications/adaptions on clothing expectations. It may be that you would like your students to attend in their PE kit for the whole day on the day when they have a timetabled physical education lesson in order to limit or avoid the use of the changing areas. This is a whole school decision. You may want to consider back up clothing for when the weather is poor.</li> </ul>	<ul style="list-style-type: none"> <li>Weather appropriate PE kit to be worn on days when PE lessons are delivered. This will eliminate the need to get changed in smaller spaces (breaking social distancing guidance) and also the amount of resources entering school from children's homes.</li> </ul>	<ul style="list-style-type: none"> <li>If agreed, share with parents.</li> </ul>
PE equipment	<ul style="list-style-type: none"> <li>Equipment will need to be cleaned after each use. It should be noted that this is a whole school issue and all departments/subjects will be facing the same issues.</li> <li>You will need to decide on which equipment is easier to build into lessons and consider the cleaning regime at the end of the sessions.</li> <li>Hand washing routines will mean more equipment is available to pupils, however it is often easier to plan for and discourage the sharing of equipment to mitigate against virus transmission.</li> </ul>	<ul style="list-style-type: none"> <li>Use of equipment should be limited in the short term whilst staff &amp; children adjust to new way of working.</li> <li>Use equipment that can be cleaned relatively easily. For example, hula hoops, hockey stick handles can be wiped after use. Fabrics such as beanbags and tennis balls are more problematic.</li> </ul>	<ul style="list-style-type: none"> <li>JF (PE Subject Leader) from September to review which equipment is more practical and can be re-introduced to lessons first.</li> </ul>
Washing hands/ hand sanitiser	<ul style="list-style-type: none"> <li>Opportunities for handwashing before and after the lesson must be available.</li> <li>Hand sanitiser should be readily available for students to use throughout the day. This is in addition to regular handwashing.</li> </ul>	<ul style="list-style-type: none"> <li>Children to wash hands before and after PE lesson / physical activity as part of routine.</li> </ul>	<ul style="list-style-type: none"> <li>Staff to remind children of this expectation.</li> </ul>

## Emmbrook Junior School Rules to keep us safe at School

We will wash our hands thoroughly and regularly:

- WHEN we arrive in school
- BEFORE having a snack at break time
- AFTER break
- AFTER PE lessons
- BEFORE eating at lunch
- AFTER lunch break
- AFTER we have coughed or sneezed
- AFTER the toilet
- BEFORE we go home

We will stay within our *class bubble* during the school day and not mix with other children.




We will cover our mouths and noses when we cough or sneeze.


Use a tissue or the inside of our elbow if a tissue is not available.



We will keep our hands to ourselves.



We will only use our equipment.



We will tell a grown-up in school if we feel unwell.



We will wipe down our work-stations at the end of the morning and afternoon session.



We will help to keep each other safe by following instructions straight away.



We will walk around the school site using the one-way system.



We will remember that it is helpful to share our worries with an adult at school.

