

Emmbrook Junior School

Return to Lockdown from 05/01/2021

Working Document – Risk assessment



EJS
2-1-2021



Emmbrook Junior School Return to Full Opening from 05/01/21

This risk assessment is being put in place to try and reduce the risk of students or staff passing on and catching the Covid-19 virus.

Assessment carried out by:	Head Teacher
Workplace:	Emmbrook Junior School
Employer:	Wokingham BC
Date assessment was carried out:	05/01/2021 and updated on 01/02/2021
Date of next review:	The r/a will be reviewed on an on-going basis and updated as required.

RISK likelihood X HAZARD severity = Risk Rating Assessment

	1	2	3	4	5
Risk/Likelihood	Improbable	Unlikely	Moderate risk	Likely	Almost certain

What are the hazards?	Who might be harmed and how?	What is already in place?	Current Risk	What further actions need to take place?	Net Risk	Who needs to carry out the action?	By when
General Risks/Issues							
Transmission of virus person to person Transmission of virus from surfaces to people	All members of the community using or closely linked to the school	<ul style="list-style-type: none"> Year group bubbles Limits to visits on site Hand sanitizing stations in very classroom Daily cleaning Signage around school Fire Evacuation Plan Clinically Vulnerable staff and children – children learning from home will continue to do so; where appropriate staff will work from home 	4	<ul style="list-style-type: none"> From Monday 25th January all staff working in school will be offered a twice weekly lateral flow test. Admin team to organise Covid testing for staff in line with guidance Limit bubbles to a maximum of 16 pupils (25% of year group) in a normal classroom – this can be increased to 20 if using the school hall. Move the majority of children to remote learning provision. Offer in-school learning to identified vulnerable pupils and children of Key Workers where both parents are critical to the Covid response and unable to work from home. All staff to wear visors/face shields when on site – masks are acceptable as long as it does not impact HRB children. If staff are lone working in a classroom or office they do not need to wear a face covering but should have on ready should other people enter. 	2	All staff Children Parents	Processes in place Adhered to from 05/01/2021 Updated and shared on 01/02/2021




			<ul style="list-style-type: none">• Increase the daily in class cleaning. Staff spray tables – children clean them and dispose of paper towels. This should happen a minimum of twice a day (at break times (before or after) and at lunchtimes (before or after).• Identify high usage area/points e.g. door handles/light switches and minimise contact while increasing cleaning.• Any staff testing positive for Covid-19 to isolate for the period dictated by NHS track and trace (10 days from onset of symptoms or date of test if asymptomatic). Bubbles to be isolate for 10days from last contact with anyone testing positive.• All staff to follow requirements of track and trace – this may impact provision for live learning – ensuring provision for KW/vulnerable children is key• In the case of a positive test the year group impacted will have an additional deep clean – organised by site manager and cleaning contractors.• Fire Evacuation – in case of a fire all adults and children will follow the fire evacuation plan currently in place. Bubble will meet at their assembly points and remain socially distant as they assemble – each bubble/class has their own exit. – This was discussed and agreed with Head Teacher of Emmbrook Infant School (wb 25.01.2021)• Anyone with a PEEP will follow this plan as it currently stands. This currently only applies to a single member of staff in the admin team – the admin team are working on a rota to reduce the chances of transmission by limiting the number of people sharing an office space.• Clinically Vulnerable – staff that are in the clinically vulnerable category have been offered an individual risk assessment; where possible and appropriate staff living with extremely vulnerable relatives have been offered remote working. Children in the same position (living with CEV relatives) have been able to learn from home without sanction.		
--	--	--	---	--	--




Arrival at School							
<p>Covid-19 Contamination</p> <p>Surface to person</p> <p>Person to Person</p>	<p>All adults and children arriving at school by touching contaminated surfaces e.g. doors and handles.</p>	<ul style="list-style-type: none"> • Only one parent to drop off. • School staff wash or sanitize hands on arrival at Reception. • Adults/parents do not enter the school building (email or phone for non- urgent messages). If the matter is urgent, parents may enter only if the reception area is empty. • Daily cleaning at the end of the school day to take into account heavy use areas. • Children enter class will then wash or sanitize hands • Bike Sheds – one-way system to continue reminders about social distancing given. • Children enter classrooms via outer fire exit doors. • Prop open all doors (except toilets) so that handles/push plates do not need to be touched. <p>See linked Visitor agreement – This to be shared with all parents and on school website</p>	3	<p>Start to school day: Gates and classrooms open at 8:50am for a 9am start.</p> <ul style="list-style-type: none"> • Extend minimum distance between parents to at least 2m apart or further if possible. • Require all visitors on site to wear a face covering at all times. • Site manager to organise - cleaning heavy use areas regularly throughout the day including steam cleaning of toilets • Each class to be allocated a single toilet for use – children to use toilet one at a time (monitored by staff). • Additional signage re hand washing/sanitizing to be placed around the school) • Door handles/light switches steam cleaned daily 	2	SLT Parents children	<p>Processes in place Adhered to from 05/01/2021</p> <p>Updated and shared on 01/02/2021</p>
	<p>Parents and children are contaminated by an infected person whilst arriving at school.</p>	<ul style="list-style-type: none"> • All children dropped at the gate to school playground. • Parents do not go beyond the school playground gates at drop off. • Parents have been asked not to bring children to school if they or anyone in their family shows symptoms of the virus. • One-way system for arrival to school already in place, to continue. • Y3 children to enter their classrooms via fire doors – directly from playground • Y5 children to enter their classrooms via fire doors – directly from playground/field • Y4/6 children to enter through shared corridor going directly to classrooms through fire doors. • Adults/parents do not enter the school building (email or phone for non- urgent messages). If the matter is urgent, parents may enter only if the reception area is empty. see visitor agreement link 	3	<ul style="list-style-type: none"> • Bubbles limited to 16 children in a normal classroom – this can be increased to 20 if using the school hall. • Start time (8:50am – 9:00am) children go directly to their class. • Remind parents not to bring children to school if they or anyone in their family shows symptoms of the virus. • 2m distancing on playground for adults and children - parents reminded via letter. • Wearing of face coverings compulsory when on site. • All staff to wear visor/face covering when in public areas in school and school grounds – exceptions for lone working. 	2	Parents SLT Office staff teachers pupils	<p>Processes in place Adhered to from 05/01/2021</p> <p>Updated and shared on 01/02/2021</p>




	<ul style="list-style-type: none"> Parents and children stand at least 1m apart whilst waiting to come into the school. Children to enter classrooms via fire doors (Y6 to enter through courtyard doors, Y4 via Y4 through corridor.) 					
School staff and children contaminated by a child arriving at school with the virus	<ul style="list-style-type: none"> Children wash or sanitize hands on arrival at school. Parents reminded not to bring children to school if they or anyone in their family shows symptoms of the virus. Any child displaying symptoms will be asked to go directly to the medical room where staff will check symptoms while wearing PPE. Pupils can only bring school book bag, water bottle, packed lunch and PE kit – reminder sent via newsletter <p>See procedure for if a child has symptoms at school – emailed to staff 13/10/2020</p> <ol style="list-style-type: none"> The child should be taken immediately to the PPA room in the hall. If it is occupied, staff should leave the room so that it can be used by the child. The member of staff taking the child to the PPA room should then go to the office and notify them of the situation. A member of the office team will contact the child's parents and ask for them to be collected immediately. A sign will be placed on the PPA room door advising that the room is not to be entered as a child is isolating. The office member will put on PPE and go to the PPA room to supervise the child until they are collected. If there is only one member of staff in the office, the class TA will be asked to put on PPE and supervise the child instead. Once the child has been collected and sent home, a sign will be placed on the door advising that it must still not be used until it has been cleaned. Once this has been done the room may be used again. 	3	<ul style="list-style-type: none"> Increase frequency of hand sanitising – reminders given to staff and children Site manager to monitor consumption of hand gel and table sanitizer All classes to be allocated a single toilet for the bubble's use to avoid any cross contamination between year groups/class bubbles – staff monitor use of toilets First aid to be done in classes by adults from bubble as much as possible (unless there isn't a qualified first aider in the year group.) – see list of displayed first aiders around school – admin team to ensure first aid kits are available in each classroom. Provide each bubble with a thermometer to check symptoms. – Issued w/b 18/01/21 	1	Parents Staff Pupils	Processes in place Adhered to from 05/01/2021 Updated and shared on 01/02/2021
School staff, pupils and	<ul style="list-style-type: none"> Staff directed to wash or sanitize hands on arrival at school and at regular intervals in the day. 	3	<ul style="list-style-type: none"> All adults to remain/interact only with their year group bubble. – There should be no crossing of 	2	Parents Staff	Processes in place




	parents are contaminated by a staff member with the virus whilst at school	<ul style="list-style-type: none"> Staff reminded not to touch face. Handwashing and following good respiratory hygiene practices. Staff self-isolate if they or member of their family show symptoms of the virus. Staff to keep a distance of a minimum of 1m apart from other staff and parents and children where possible. Staff do not arrive on school site before 7:15 a.m. and leave by 5pm where possible. Full adherence to Public Health and government guidance. School to report the case to RIDDOR as a matter of urgency. Only packed lunches, water bottles and PE kits to come in from home. Reading books to be cleaned or left for 72 hours after they have been returned to school or maybe issued if they have been cleaned with anti-bac wipes. 		<p>bubbles. Where staff (e.g. SLT) need to move across the school time spent should not accumulate to more than 15 minutes over the course of a day.</p> <ul style="list-style-type: none"> Staff are not to remain in the staff room or communal areas, lunch, drinks etc can be made and collected then must be consumed in own year group bubble. Additional space in HT and DHT offered to staff for break times and lunchtime including additional refreshment facilities to avoid additional pressure on staff facilities. Staff to all wear face coverings/visors when in school Admin team to work remotely where possible and the reception team to be on a rota so that office is covered by only one member of staff at a time. Toilets not being used by class bubbles allocated to staff to reduce chances of contamination in the staff facilities. Encourage staff to work from home/remotely as much as possible unless this impacts the needs of the key worker/vulnerable group in which case remote working provision will be reviewed. All meetings will be conducted via Teams where possible. 		Pupils	<p>Adhered to from 05/01/2021</p> <p>Updated and shared on 01/02/2021</p>
During the School Day							
Close contact and not following 1m social distancing rules- risk of Covid-19 infection	<p>Staff forgetting to social distance from each other.</p> <p>Staff unable to social distance from each other.</p> <p>Staff unable to social distance from pupils</p>	<ul style="list-style-type: none"> Protocol in place for staff and pupils. Use of communal areas remains restricted. Maximum of 16 children in a group Regular staff update briefings via email or Teams. Staff to alert headteacher as soon as possible if they show signs and symptoms. Rotas for playgrounds and any essential communal areas in place. Different year group bubbles never mix. Only school staff and essential contractors allowed into the school building. Masks and visors available for staff when doing close contact work with pupils who spit, produce saliva, etc. 	4	<ul style="list-style-type: none"> Limit bubbles to 16 children in a normal classroom – this can be increased to 20 if using the school hall. If a year group has more than 16 children (Key Worker vulnerable) then this will need to be split into two bubbles unless the hall is available Staff not to cross between year group bubbles where ever possible (staff that need to cross bubbles e.g. SLT must not have a cumulative exposure of more than 15 minutes in a single day). All staff to wear masks/face coverings when interacting with other staff or children throughout the day. 	2	SLT for protocol & ordering of PPE	<p>Processes in place Adhered to from 05/01/2021</p> <p>Updated and shared on 01/02/2021</p>




	due to need for close contact work	<ul style="list-style-type: none"> Doors and windows will be kept open to aid ventilation throughout the school day – temperature allowing – if it becomes too cold then internal doors will remain open and external ones closed. - See updated guidance - CIBSE COVID-19 VENTILATION GUIDANCE (use guidance as appropriate to school setting. SLT will monitor systems are being complied with at points during the day – staff room checks etc. Children will walk in single file if they are in the corridors. No whole school events, year group assemblies can take place. Tables in class rooms organised to face forwards as per government recommendations. Teachers reminded to stand where possible while children sit and remain at a distance. One-way system when moving around the school – signage deployed Follow action list for What to do if a pupil is displaying symptoms of coronavirus (COVID-19). 		<ul style="list-style-type: none"> PPE to be used in cases of close contact i.e. first aid provision or when working with an HRB child in person PE sessions will take place outdoors with PE lead remaining at 2m distance and wearing a face covering (unless this impedes teaching and learning and in which case additional space will be made between the staff and children.) PE eqpt to be cleaned thoroughly by PE lead before being used by another year group. Each class allocated a toilet for use – staff to monitor a one out at a time policy to reduce numbers waiting to use the toilet and ensure no cross contamination between bubbles. Toilets not allocated to year groups to be used by staff only. Reducing number of staff using a single toilet reduces the chances of transmission. Admin Team to work from home where possible with a rota to cover reception. 			
Disposal of PPE -risk of Covid-19 infection	All staff undertaking procedures listed above	<ul style="list-style-type: none"> Bins available in class and emptied regularly. Specialist disposal if necessary – site manager Bins emptied daily and again throughout the school day as appropriate. – site manager to facilitate 	3	<ul style="list-style-type: none"> Remind staff about disposal procedures 	1	All Staff	Processes in place Adhered to from 05/01/2021
Behavioural Management and support-risk of Covid-19 infection	Pupils that require close support to manage their behaviour when unsafe Staff involved in Behavioural Management & support	<ul style="list-style-type: none"> Masks to be worn during Physical Intervention (PI). PI last resort. Proactive strategies used to de-escalate. Pupil demand lowered. In line with existing behaviour policies children will not be allowed to talk in corridors. Parents are called to collect child if behaviour places the child/peers or member of staff at risk. See updated behaviour Policy See appendix of 'Rules for keeping Safe at School' – these to be shared with all pupils and displayed in the classroom 	3	<ul style="list-style-type: none"> Limits on bubbles sizes bubbles of no more than 16 children should allow for reduced behaviour incidents – in cases where a larger bubble is using the school hall then a second adult supporting may be appropriate as long as social distancing is maintained and face coverings/visors are worn. Additional adults in bubbles to support provision and reduce instances of behaviours that increase risk of transmission Staff to remain with their bubble. In cases where staff have had to move to another bubble to support live provision then a minimum to 48hours must be left between switching bubbles and returning. 	2	All Staff	Processes in place Adhered to from 05/01/2021 Updated and shared on 01/02/2021



		<ul style="list-style-type: none"> Pupils encourage to use appropriate voice in classrooms and around the school to reduce risk of transmission (not talking in corridors was part of the school's behaviour policy prior to lockdown and children were reminded of this expectation.) Pupils may wear face coverings to school but this will not be mandatory or managed by staff. (if the wearing of face coverings impacts the learning of pupils this will be reviewed). 		<ul style="list-style-type: none"> All staff to maintain expectations and reinforce 'Rules to keep us safe at school'. 			
Lunchtime & Breaktime							
Coronavirus contamination	Children and staff are contaminated with the virus at lunchtime	<ul style="list-style-type: none"> Rota for the hall, playground and field. Children wash or sanitize hands before eating. Each Year group to get 30 mins outside time (Y5 and Y6: 12pm – 12:30pm; Y3 and Y4 12:30pm – 1pm) This means that each year group can have its own space outside to reduce chances of transmission. Packed lunches to be kept in children's bags in year group areas. 	3	<ul style="list-style-type: none"> All children to bring packed lunch this will only be touched by them and this removing the chances of transmission. Children entitled to FSM have been issued a voucher to cover the costs of providing own packed lunch Catering staff only allowed access to kitchen area – no food being served from Caterlink thus removing chances of transmission from catering staff to children or vice versa Children eat in specified hall area in bubbles these bubbles to sit in separate areas in the hall using benches or the floor – thus no transmission from tables or chairs. Hall floor & benches to be cleaned regularly. – Liaise with site manager Hand sanitizing regime to continue and enhanced where required. 	1	Staff Children	Processes in place Adhered to from 05/01/2021 Updated and shared on 01/02/2021
	Children are contaminated with the virus whilst using play equipment	<ul style="list-style-type: none"> Children wash or sanitize their hands after break time. All playtime eqpt to be washed after use and rotated on a daily basis. Year group bubbles assigned to designated outdoor spaces with adult supervision at lunchtime. (See timetable) Additional signage around school re handwashing and one -way system All children to have 30 minutes outside/playtime; Y5/6 12 – 12:30; Y3/4 12:30pm to 1pm) 	2	<ul style="list-style-type: none"> Increased vigilance re social distancing even when outside – staff to remind children both at break and at lunchtime. Children to hand sanitize on going out to lunch/break and on the return to the class. 	1	Staff Pupils	Processes in place Adhered to from 05/01/2021 Updated and shared on 01/02/2021
End of the School Day							



<p>Coronavirus contamination</p>	<p>Staff, pupils and parents are contaminated by an infected person whilst waiting to collect from playground</p>	<ul style="list-style-type: none"> Parents will be reminded to socially distance (at least 1m) and wait on main playground when collecting children from Years 3-5. Each Year group will be given a specific waiting/collection zone Parents to wait on main playground and children will be sent out to them (parents must be in sight). Parents will not enter the building. Y6 children will be allowed to walk home alone with permission and Y5 children will also be given the opportunity with parental permission. Only one adult to collect pupil. Children exit via classroom fire exit door or courtyard for Y6 and through corridor for Y4. Y6 pupils (and Y5) with parental permission will leave immediately. Year 3 children from classrooms Year 4 children from the PE shed at the far end of the top playground Year 5 children from the covered area at the near end of the playground (or walk home alone) Year 6 children from the quiet area next to the infant school to the left of the playground gates as you enter (or walk home alone) 	<p>3</p>	<ul style="list-style-type: none"> Parents to stand at least 2m apart in designated collection zones. All pupils to be released at 3:00pm to their specific zones on the playground. Wearing of masks/face coverings to be compulsory when collecting children from school site. 	<p>1</p>	<p>Parents Teachers SLT Children</p>	<p>Processes in place Adhered to from 05/01/2021 Updated and shared on 01/02/2021</p>
	<p>Cleaners and staff are infected by touching contaminated surfaces</p>	<ul style="list-style-type: none"> Daily cleaning includes areas which are frequently touched e.g. door handles, light switches, tables. Cleaners wash hands on arrival and wear clean uniform each day. All teaching staff to vacate the school building by 5 p.m. Daily cleaning to take place across the school. Staff to sanitise equipment which has been used in the classroom Cleaning schedule includes cleaning tables and chairs and all surfaces in the classroom with disinfectant as per government guidelines <p>https://www.gov.uk/government/publications/covid-19-decontamination-in-non-healthcare-settings/covid-19-decontamination-in-non-healthcare-settings</p>	<p>3</p>	<ul style="list-style-type: none"> Use of steam cleaning equipment on high use areas such as door handles, light switches and toilet seats. Cleaning contractors to work on site when staff have left where possible to reduce contacts and chances of transmission. Contractors to wear masks on site if staff are present. 	<p>1</p>	<p>All School Staff Cleaners</p>	<p>Processes in place Adhered to from 05/01/2021 Updated and shared on 01/02/2021</p>



	<ul style="list-style-type: none"> • Soft furnishings and equipment which is hard to clean is removed from the classroom • Bins emptied at regular times during the day • Waste disposed of as per DfE guidelines <p>https://www.gov.uk/government/publications/covid-19-decontamination-in-non-healthcare-settings/covid-19-decontamination-in-non-healthcare-settings</p> <p>If an area has been heavily contaminated, such as with visible bodily fluids, from a person with coronavirus (COVID-19), cleaning staff will use protection for the eyes, mouth and nose, as well as wearing gloves and an apron.</p>			
--	--	--	--	--

Risk Assessment for Physical Education & Physical Activity in response to Covid-19


This risk assessment has been prepared based on advice given by the Association for Physical Education (AfPE). Ongoing, specific Government advice and guidelines will need to be taken into account as the current situation changes and this risk assessment reviewed and updated as needed.

The intention is that children can participate in purposeful physical education and physical activity during this time. Whilst the teaching of PE will not be as it was before, with some adaptations meaningful work can still be undertaken with the proper planning, protective measures and social distancing. This risk assessment is also intended to help staff feel safe and protected delivering both physical education and physical activity opportunities for children.


The key principles for supporting safe PE and physical activity are:

- Clean frequently touched surfaces
- Wash hands frequently as part of a clear hygiene regime
- Minimise contact
- Ensure good respiratory hygiene

<i>Areas to consider</i>	<i>Suggested practice</i>	<i>Controls in place/to be implemented</i>	<i>Action to be taken</i>
Learning	• Activities taking place in PE lessons and Physical activity sessions should be strictly non-contact and these conditions shared with the pupils.	• Use of other resources to complement existing scheme of work	• JF to compile and share resources that can be used



	<ul style="list-style-type: none"> • Agree what learning is appropriate (including the relationship between face-to-face and remote education), for example, identify curriculum priorities, agree revised expectations and required adjustments in practical lessons, and any approaches to 'catch up' support. • Ensure you have considered the impact on staff and pupils with protected characteristics, including race and disability, in developing your approach. 	<ul style="list-style-type: none"> • Individual teachers are best placed and encouraged to adapt activities as needed. • PE only to take place in bubbles. Outdoor PE taught by PE leader should be done at a social distance and with JF wearing a mask where possible. • Additional physical activity led by staff should be done in bubble only either outdoors or in the classrooms or the hall ensuring that social distancing takes place. 	<ul style="list-style-type: none"> • JF / SLT to share this message with staff
Protective Measures and Hygiene	<ul style="list-style-type: none"> • Decide the physical and organisational structures needed to limit risks and limit movement around the building(s) (for example, classroom layouts, entry and exit points, staggered starts and break times, class sizes, use of communal staff areas). • Agree how safety measures and messages will be implemented and displayed around school. • Ensure there is sufficient tissues available for ensuring good respiratory hygiene – i.e. 'catch it, bag it, bin it' approach. 	<ul style="list-style-type: none"> • Equipment to be cleaned regularly by PE lead – equipment has been purchased to support this. • Teachers to take a supply box of tissues / hand sanitiser to lesson with them as they would asthma inhalers • Staff leading any physical activity must do so socially distanced and wearing appropriate face coverings. 	<ul style="list-style-type: none"> • Review plans as Government / LA advice changes • Box of supplies for each bubble.
Changing areas	<ul style="list-style-type: none"> • If used, these should be cleaned after every lesson – Wiping of surfaces is a reasonable approach. • Ensure sufficient standard cleaning equipment is available in all changing areas/classrooms. • Social distancing measures still apply and marking out areas which cannot be used will help you to manage the area effectively. 	<ul style="list-style-type: none"> • Children are in year group bubbles so will not need to move to another year groups classroom/section to cross contaminate • Where class bubbles are being used as year group bubble have gone beyond capacity then changing will need to be done using the specified space with boys and girls alternating. 	<ul style="list-style-type: none"> • SLT to confirm and share with staff
Teaching areas	<ul style="list-style-type: none"> • Encourage outdoor PE and PA to support social distancing. 	<ul style="list-style-type: none"> • Use of outdoor areas wherever possible. Bubbles of up to 16 may use hall as long 	<ul style="list-style-type: none"> • Share with staff



	<ul style="list-style-type: none"> • Students should work in their own zone which may be marked out, depending on allocated teaching space. • Indoor PE (yoga/dance) will be taking place in the hall. Ensure social distancing is in place and minimal equipment is used 	<p>as children remain socially distanced and staff wear face coverings.</p> <ul style="list-style-type: none"> • Use of cones, hoops, other resources to mark areas for children to work in (equipment for this to be selected based on safety considerations of the activity). • Equipment used will be cleaned by subject leader after use. Any equipment used by other staff must be cleaned or isolated after use by the adult. 	<ul style="list-style-type: none"> • JF (PE Subject Leader) to check we have enough resources that could be used for marking out areas.
Social distancing within lessons	<ul style="list-style-type: none"> • You should ensure that all lesson activity adheres to the social distancing rules in place at the time of delivery. This means team games involving contact are currently not possible. • One solution is for each student to have their own area which they can work in. 	<ul style="list-style-type: none"> • No contact games to be played until distancing advice changes. However individual skills e.g. dribbling/passing a football or hockey ball, can still be taught. • Participation in intraschool competitions will only be virtual or on the basis that it takes place within bubbles that may then compare results. 	<ul style="list-style-type: none"> • Share with staff. • JF (PE Subject Leader) from September to keep in contact with colleagues from other schools and event organisers.
Group sizes	<ul style="list-style-type: none"> • Class sizes should adhere to Government guidance and be reduced to a level where social distancing rules can be applied. 	<ul style="list-style-type: none"> • This has been reviewed as part of the whole school risk assessment and in liaison with staff agreed that bubble should be of no more than 16 pupils (half a class). • If it's deemed safe by the PE lead groups can be larger than 16 for outdoor PE only as long as social distancing is maintained. 	<ul style="list-style-type: none"> • SLT to implement across school




PE clothing	<ul style="list-style-type: none"> • The school will need to agree on modifications/adaptions on clothing expectations. It may be that you would like your students to attend in their PE kit for the whole day on the day when they have a timetabled physical education lesson in order to limit or avoid the use of the changing areas. This is a whole school decision. You may want to consider back up clothing for when the weather is poor. 	<ul style="list-style-type: none"> • Children to bring in weather appropriate PE kits which will go home weekly to be cleaned. 	<ul style="list-style-type: none"> • Shared with parents.
PE equipment	<ul style="list-style-type: none"> • Equipment will need to be cleaned after each use. It should be noted that this is a whole school issue and all departments/subjects will be facing the same issues. • You will need to make a decision on which equipment is easier to build into lessons and take into account the cleaning regime at the end of the sessions. • Hand washing routines will mean more equipment is available to pupils, however it is often easier to plan for and discourage the sharing of equipment to mitigate against virus transmission. 	<ul style="list-style-type: none"> • Use of equipment to be limited in the short term whilst staff & children adjust to new way of working. • All equipment to be cleaned or isolated after use. Staff to monitor. 	<ul style="list-style-type: none"> • JF (PE Subject Leader) reviewed and shared which equipment is more practical and can be re-introduced to lessons first.
Washing hands/ hand sanitiser	<ul style="list-style-type: none"> • Opportunities for handwashing before and after the lesson must be available. • Hand sanitiser should be readily available for students to use throughout the day. This is in addition to regular handwashing. 	<ul style="list-style-type: none"> • Children to wash hands before and after PE lesson / physical activity as part of routine. 	<ul style="list-style-type: none"> • Staff to remind children of this expectation.

Emmbrook Junior School Rules to keep us safe at School

We will wash our hands thoroughly and regularly:

WHEN we arrive in school
BEFORE having a snack at break time
AFTER break
AFTER PE lessons
BEFORE eating at lunch
AFTER lunch break
AFTER we have coughed or sneezed
AFTER the toilet
BEFORE we go home

We will stay within our year group bubble during the school day and not mix with other children.




We will cover our mouths and noses when we cough or sneeze.


Use a tissue or the inside of our elbow if a tissue is not available.



We will keep our hands to ourselves.



We will only use our equipment.



We will tell a grown-up in school if we feel unwell.



We will wipe down our work-stations at the end of the morning and afternoon session.



We will help to keep each other safe by following instructions straight away.



We will walk around the school site using the one-way system.



We will remember that it is helpful to share our worries with an adult at school.

