



ATLANTIC HOUSE DEFINED RETURNS FUND

Accumulation Share Class Factsheet

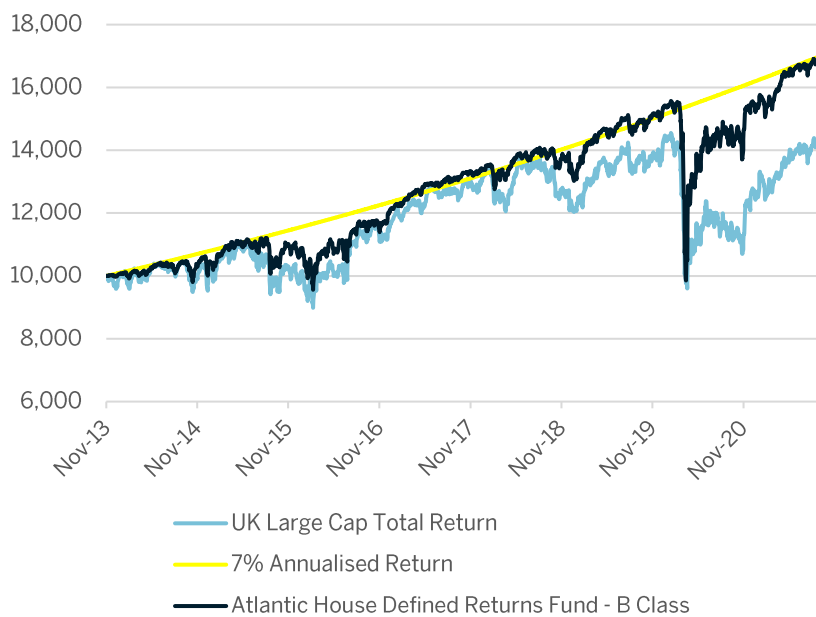
Fund Overview

The Fund aims to deliver an annualised net return of 7% to 8% over the medium to long-term in anything but the bleakest of market conditions. It will do so via an actively managed exposure to a diversified portfolio of defined return investments linked to global equity indices. The Fund invests primarily in UK Government Bonds to provide the return of capital to investors over time, alongside a portfolio of global, liquid derivatives that generate the return on capital.

Performance¹

Past performance does not predict future returns.

Performance of £10,000 Since Launch



Key Facts

Managed by Tom May, Russ Buble, Jim May

Fund Launch Date 4 November 2013

Fund size GBP 1,447,802,335.72

NAV 1.6855

OCF 0.67% (18.02.21)

Domicile Dublin, Ireland

Fund Type UCITS

Dealing Daily

Currency GBP

Comparator Benchmark Solactive United Kingdom 100 Net Total Return Index, Solactive US Large Cap Index and the Solactive Euro 50 Net Total Return Index

IA sector IA Specialist

Cumulative Performance %

Share Class/ Currency	1 month		3 months		6 months		1 year		3 years		5 years		Since Launch		
	Perf	Vol	Perf	Vol	Perf	Vol	Perf	Vol	Perf	Vol	Perf	Vol	Perf	Vol	Ann. Return
B Acc GBP	1.06	3.85	1.54	5.72	10.16	6.70	15.97	11.17	21.35	19.15	44.96	15.61	68.55	14.38	6.90
UK Large Cap	1.94	8.40	2.58	11.50	12.41	12.20	24.40	15.38	7.27	19.71	26.39	16.56	42.23	16.11	4.61

Calendar Year Performance %

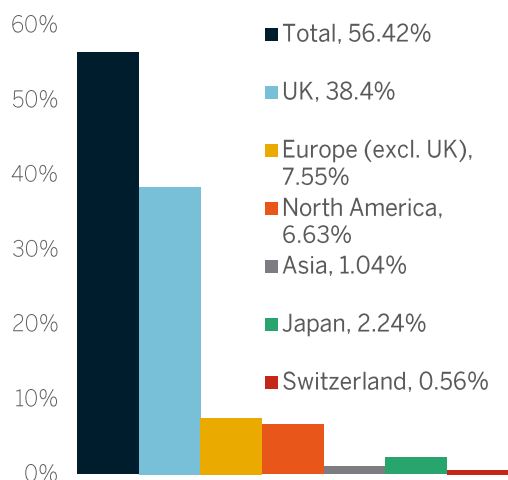
Share Class/Currency	2013	2014	2015	2016	2017	2018	2019	2020	2021
B Acc GBP	0.82	3.30	4.36	11.80	10.25	-1.98	16.98	-0.14	9.88

¹ Source: Atlantic House Investments, Solactive. NAV performance. Total Return basis in GBP. Net of fees as at 31/08/2021.

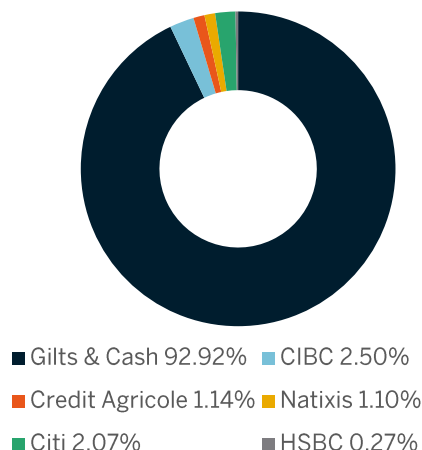


Portfolio Breakdown

Equity Market Exposures (delta)



Credit Risk



Average cover before capital loss

33.33%

Average cover to achieve a positive return

26.21%

Top 10 Investments

Holding	Market Exposure	Defined Return	Fund Weighting	Holding	Market Exposure	Defined Return	Fund Weighting
Gilt-Backed	UK/US	8.1%	4.65%	Gilt-Backed	UK	7.7%	3.73%
Gilt-Backed	UK/Europe	8.0%	4.47%	Gilt-Backed	UK/US	8.0%	3.61%
Gilt-Backed	UK/US	8.0%	4.35%	Gilt-Backed	UK/US	8.0%	3.57%
Gilt-Backed	UK/US/Europe	8.0%	4.20%	Gilt-Backed	UK/US	8.0%	3.55%
Gilt-Backed	UK/Europe	8.0%	4.18%	Gilt-Backed	UK/Europe	8.0%	3.53%

Forward Looking Scenario Analysis

The table below shows the estimated future returns for the Fund over a range of falling, flat or rising market conditions and over different time periods. The scenarios presented are an estimate of future performance based on current derivative market conditions and are not an exact indicator. What you get will vary depending on how the market performs and how long you keep the investment.

Market Move	-30%	-20%	-10%	0%	10%	20%	30%
3 months	-25.3%	-13.8%	-4.8%	1.7%	5.3%	6.2%	6.7%
1 year	-24.3%	-11.3%	-1.0%	6.0%	9.8%	10.9%	11.5%
2 years	-20.9%	-5.5%	5.2%	11.8%	15.5%	16.5%	17.1%
3 years	-17.3%	4.7%	13.9%	18.2%	20.5%	21.3%	21.7%

Source: Atlantic House as at 31/08/2021.

Accumulation Share Class Information

Share Class/Currency	NAV	Minimum Investment (Subject to discretion)	OCF 18.02.2021	ISIN	Bloomberg	SEDOL
B Acc	1.6855	GBR 5 m	0.67%	IE00BFLR2202	AHFMSPB	BFLR220
B Acc USD-Hedged	1.3157	USD 5 m	0.67%	IE00BFMONT28	AHFMDRB	BFMONT2
B Acc Euro- Hedged	1.2039	EUR 5 m	0.67%	IE00BGOTNY30	AHFMDBE ID	BGOTNY3



Key Risks

This is a marketing communication. A comprehensive list of risk factors is detailed in the Risk Warnings Section of the Prospectus and the Supplement of the Fund and in the relevant key investor information document (KIID) final investment decision should not be contemplated until the risks are fully considered. A copy of the English version of the Supplement, the Prospectus, and any other offering document and the KIID can be viewed at www.atlantichousefm.com and www.geminicapital.ie. A summary of investor rights associated with an investment in the Fund is available in English at www.geminicapital.ie.

Calculations do not consider credit spread movements of the issuers of the securities. The Mark to Market of the securities and therefore the NAV of the Fund will decrease as credit spreads widen and vice versa if spreads narrow.

The value of investments and income from them can go down and you may get back less than originally invested. There is no guarantee that the Fund will achieve its objective.

The Fund invests in derivatives for investment purposes, for efficient portfolio management and/ or to protect against exchange risks. Derivatives are highly sensitive to changes in the value of the asset from which their value is derived. A small movement in the value of the underlying asset can cause a large movement in the value of the derivative. This can increase the sizes of losses and gains, causing the value of a derivative investment to fluctuate and the Fund could lose more than the amount invested.

The Fund invests in high quality government and corporate bonds. All bonds will be rated at least A- by Standard and Poors at outset. If any of the bonds the Fund owns suffer credit events the performance of the Fund could be adversely affected.

Other risks the Fund is exposed to include but are not limited to, credit and counterparty risk, possible changes in exchange rates, interest rates and inflation, changing expectations of future market volatility, changing expectations of equity market correlation and changing dividend expectations.

A decision may be taken at any time to terminate the arrangements for the marketing of the Fund in any jurisdiction in which it is currently being marketed. Shareholders in affected EEA Member State will be notified of any decision marketing arrangements in advance and will be provided the opportunity to redeem their shareholding in the Company free of any charges or deductions for at least 30 working days from the date of such notification.

Important Information

Source for all data is Atlantic House Investments, Solactive and Bloomberg as at 31 August 2021, unless stated otherwise.

This document is issued by Atlantic House Investments Limited and does not constitute or form part of any offer or invitation to buy or sell shares. It should be read in conjunction with the Fund's Prospectus, key investor information document ("KIID") or offering memorandum. Atlantic House Investments Limited is authorised and regulated by the Financial Conduct Authority FRN 931264. Atlantic House Investments Limited is a Private Limited Company registered in England and Wales, registered number 11962808. Registered Office: One Eleven Edmund Street, Birmingham. B3 2HJ. The contents of this document are based upon sources of information believed to be reliable. Atlantic House Investments Limited has taken reasonable care to ensure the information stated is accurate. However, Atlantic House Investments Limited make no representation, guarantee, or warranty that it is wholly accurate and complete.

The Atlantic House Defined Returns Fund is a sub-fund of GemCap Investment Funds (Ireland) plc, an umbrella type open-ended investment company with variable capital, incorporated on 1 June 2010 with limited liability under the laws of Ireland with segregated liability between sub-funds.

GemCap Investment Funds (Ireland) plc is authorised in Ireland by the Central Bank of Ireland pursuant to the European Communities (Undertakings for Collective Investment in Transferable Securities) Regulations 2011 (S.I. No. 352 of 2011) (the "UCITS Regulations"), as amended. Gemini Capital Management (Ireland) Limited, trading as GemCap, is a limited liability company registered under the registered number 579677 under Irish law pursuant to the Companies Act 2014 which is regulated by the Central Bank of Ireland. Its principal office is at Ground Floor, 118 Rock Road, Booterstown, A94 VOY, Co. Dublin and its registered office is at 1 WML, Windmill Lane, Dublin 2, D02 F206. GemCap acts as both management company and global distributor to GemCap Investment Funds (Ireland) plc. GemCap UK Limited (FRN 924419) is an appointed representative of Connexion Capital LLP (FRN 480006), which is authorised and regulated by the Financial Conduct Authority and provides distribution oversight services to GemCap acting as global distributor and is responsible for the oversight of all distribution arrangements for the sub-fund.

The Fund is not sponsored, promoted, sold or supported in any other manner by Solactive AG nor does Solactive AG offer any express or implicit guarantee or assurance either with regard to the results of using the Index and/or Index trademark or the Index Price at any time or in any other respect. The Index is calculated and published by Solactive AG. Solactive AG uses its best efforts to ensure that the Index is calculated correctly. Irrespective of its obligations towards the issuer, Solactive AG has no obligation to point out errors in the Index to third parties including but not limited to investors and/or financial intermediaries of the Fund. Neither publication of the Index by Solactive AG nor the licensing of the Index trademark for the purpose of use in connection within the Fund constitutes a recommendation by Solactive AG to invest capital in said Fund nor does it in any way represent an assurance or opinion of Solactive AG about any investment in this Fund.

Need Further Information?



www.atlantichousefm.com



info@atlantichouseinvestments.com



(+44) 020 7043 0100.
Telephone lines are recorded