





Math | Worksheet | Grade V Data Handling

(Direction- Q.1 to 5)

On cycle	
On motor bike	
On car	
On bus	 picture = 100 students

Q.1) How many students go to school on cycle?

- A. 420
- B. 400
- C. 300
- D. 404

Q.2) How many students use school bus?

- A. 200
- B. 250
- C. 150
- D. 100

Q.3) How many students use motorbike to go to their school?

- A. 300
- B. 500
- C. 400
- D. 600

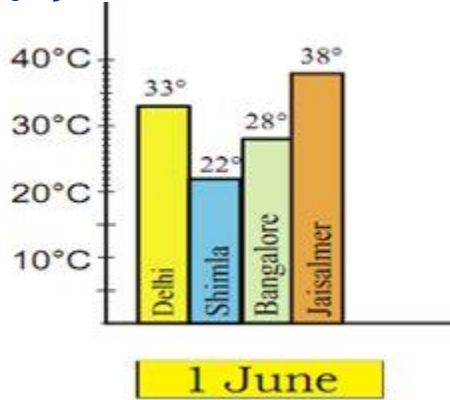
Q.4) How many students are there in all in the school?

- A. 1000
- B. 500
- C. 1120
- D. 1100

Q.5) What mode is adopted by maximum number of students?

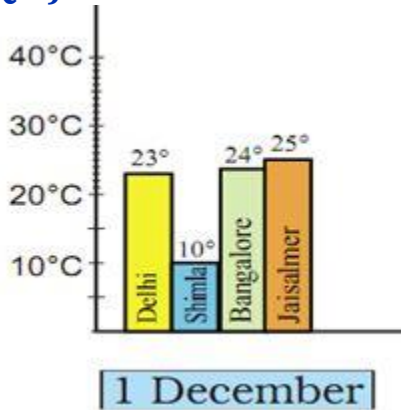
- A. Bus
- B. Bicycle
- C. Motorbike
- D. Car

Q.6) Find out from the bar chart. Which city is the hottest on 1 June?



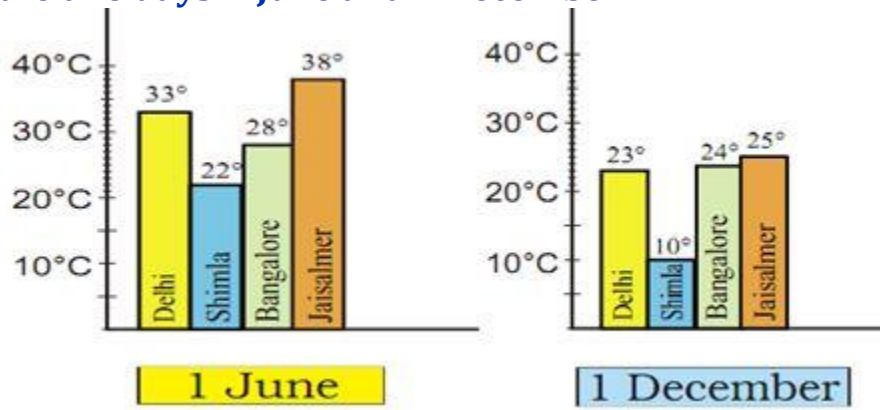
- A. Jaisalmer
- B. Bangalore
- C. Shimla
- D. Delhi

Q.7) Find out from the bar chart. Which city is the coldest on 1 December?



- A. Delhi
- B. Bangalore
- C. Shimla
- D. Jaisalmer

Q.8) Find out from the bar chart. Which city shows least change in temperature on the two days-1 June and 1 December?



- A. Delhi
- B. Bangalore
- C. Jaisalmer
- D. Shimla