

Year 6 Home Learning - suggested weekly timetable structure



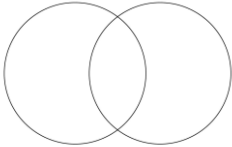
Day	Mindfulness	1 st Session	Break	2 nd Session	Break	3 rd Session	Break	4 th Session
Monday	Yoga	Maths	Snack time	Literacy - SPaG	Break time	Writing	Lunch	History
Tuesday	Reading	Maths	Snack time	Literacy - reading	Break time	Writing	Lunch	Geography
Wednesday	PE with Joe Wicks	Maths	Snack time	Literacy - reading	Break time	Writing	Lunch	Art
Thursday	Meditation	Maths	Snack time	Literacy - reading	Break time	Writing	Lunch	RE
Friday	Reading	Maths	Snack time	Literacy – SPaG	Break time	Writing	Lunch	Science

As well as the activities set for this week, you should be reading for at least 15 minutes every day. It is also a perfect time to work on the areas that you know you may be weaker in e.g quick recall of all times tables, spelling the Year 5/6 words.

Week 1

Day		1 st session	Break	2 nd session	Break	3 rd session	Lunch	PM
Monday	<p>Yoga https://www.youtube.com/user/CosmicKidsYoga</p> <p>Pick one of the videos</p>	<p>Maths – Click on Week 2: calculating scale factors. Watch the video then have a go at the activity. Once completed you can check the answers.</p> <p>https://whiterosemaths.com/homelearning/year-6/</p>	Snack time	<p>Literacy – SPaG – To revise the different sentence types. Questions, commands, statements and exclamation. Use the worksheet provided and choose your own difficulty.</p> <ol style="list-style-type: none"> 1. With a reminder of each sentence type support. 2. Without reminder. <p><i>(Resource separate)</i></p>	Break time	<p>Writing Literacy - Newspaper report.</p> <p>Write a newspaper article/report about this period of lockdown. You may want to interview a family member or use information provided on Newsround.</p> <p>https://www.bbc.co.uk/newsround/52110531 https://www.bbc.co.uk/newsround/52106625</p> <p>Think about the key features https://www.twinkl.co.uk/resource/t2-e-4914-ks2-features-of-a-newspaper-report-checklist</p> <p>Planning: Think about what you will include in it. Use the checklist to help you plan your ideas.</p> <p>What will you write about? Will it be about the NHS, what you can and can't do during the lockdown period or what people have been doing to fill their day? Did anything special happen? What will your catchy headline be (pun, alliteration, rhyme)? What subheadings will you use? What direct/indirect speech will you include? What will your picture and caption be? Have you identified the 5Ws for your introduction?</p>	Lunch	<p>History – What was it like to be a child growing up in Birmingham during the Victorian times?</p> <p>Your research could include: What were schools like? What sort of house might you have lived in? What sort of jobs would you do? What sort of toys would you have? What clothes might you have worn?</p> <p>You can present the information any way that you like. E.g. poster, diary entry, song, drama.</p> <p>http://www.primaryhomeworkhelp.co.uk/victorians/children/index.htm https://www.theschoolrun.com/home-work-help/life-victorian-era https://www.bbc.co.uk/teach/school-radio/history-victorians-street-children/z6b3nrd</p>

<p>Tuesday</p>	<p>Reading - enjoy some quiet time reading a book.</p>	<p>Maths – Week 2 - ratio and proportion problems https://whiterosemaths.com/homelearning/year-6/</p>	<p>Snack time</p>	<p>Literacy – reading – retrieval skills</p> <p>Read the text ‘The Curse of Cogston House’. Choose your own difficulty and answer the questions.</p> <p>https://www.twinkl.co.uk/resource/t2-or-353-the-curse-of-cogston-house-differentiated-reading-comprehension-activity</p>	<p>Break time</p>	<p>Writing Literacy</p> <p>Planning/Drafting – Think about how you will organise your newspaper report. Don’t forget to use a range of punctuation . , ; () - ! ? “ ” in your writing. https://www.twinkl.co.uk/resource/t2-e-2571-year-6-writing-mats-other</p> <p>Can you include any words from the year 5 and 6 spelling list? https://www.twinkl.co.uk/resource/t2-e-1197-new-curriculum-spelling-list-years-5-and-6-word-mat</p> <p>Draft your first 2 paragraphs.</p>	<p>Lunch</p>	<p>Geography - If you were to meet someone from Mexico City, what questions would you ask them? Consider the following areas: living conditions, food, jobs, transport, school life.</p> <p>Create a mind map of all the questions that you would ask.</p> <ol style="list-style-type: none"> 1. What do the following words mean and do any of them link to your questions? 2. Can you match the questions to the headings? <p><i>Settlement and land use</i></p> <p><i>Economic activity</i></p> <p><i>Distribution of natural resources</i></p> <p>You may want to colour code your questions to match them to the headings.</p> <p>Use the websites below to find the answers to your questions and record them on your mind map.</p> <p>https://www.kids-world-travel-guide.com/mexico-facts.html https://www.sciencekids.co.nz/sciencefacts/countries/mexico.html</p> <p>https://www.natgeokids.com/uk/discover/geography/countries/country-fact-file-mexico/ https://www.coolkidfacts.com/mexico-facts-for-kids/</p>
----------------	--	--	-------------------	---	-------------------	---	--------------	---

<p>Wednesday</p>	<p>PE with Joe Wicks</p>	<p>Maths – Week 2 - Measure with a protractor https://whiteosemaths.com/homelearning/year-6/</p>	<p>Snack time</p>	<p>Literacy – reading – summary skills https://www.literacyshed.com/catchit.html</p> <p>Watch the clip 'Catch it' and summarise it in 100 words or less.</p>	<p>Break time</p>	<p>Writing Literacy</p> <p>Drafting – continue to draft your newspaper article. Make sure your writing is in the past tense and written in the 3rd person.</p> 	<p>Lunch</p>	<p>Art – Frida Kahlo was a very famous Mexican artist. She is most famous for her self-portraits surrounded by flowers and nature.</p>  <p>Create your own piece of art inspired by Frida Kahlo. Some ideas include: A self-portrait in the style of Frida Kahlo; a collage using flowers, leaves etc, a sketch of Frida Kahlo.</p> <p>For more information about Frida Kahlo and artwork ideas: https://www.redtedart.com/frida-kahlo-projects-for-kids/?cn-reloaded=1</p>
<p>Thursday</p>	<p>Meditation https://www.youtube.com/watch?v=64QzBuhsyuk</p>	<p>Maths – Week 2 – introduce angles https://whiteosemaths.com/homelearning/year-6/</p>	<p>Snack time</p>	<p>Literacy – reading – inference skills https://www.onceuponapicture.co.uk/portfolio/page/evacuation/</p> <p>Open the website to look at the image. Answer the questions underneath using your inference skills.</p>	<p>Break time</p>	<p>Writing Literacy</p> <p>Editing – read through your newspaper article and check it against the key features list. Do you have everything. What could you do to improve it? Check your spellings and use of punctuation too! Use the direct and indirect speech PowerPoint to check https://www.twinkl.co.uk/resource/t2-e-4319-the-differences-between-direct-and-indirect-speech-powerpoint</p>	<p>Lunch</p>	<p>RE – To understand that meditation is also a tradition.</p> <p>Watch the clips below and create a venn diagram to show the similarities and differences between Hindus and Buddhists meditation practice.</p> <p>Venn diagram example is below</p>  <p>Clips to watch</p>

							http://www.bbc.co.uk/education/clips/zqi86sg - Hinduism https://www.bbc.co.uk/bitesize/clips/z64tfg8 Buddhism	
Friday	Reading - enjoy some quiet time reading a book.	Maths – week 2 – calculate angles https://whiterosemaths.com/homelearning/year-6/	Snack time	Literacy – SPaG – words ending in ‘tion’ https://www.spellzone.com/word_lists/games-3153.htm Test yourself by playing ‘against the clock’. How many words can you spell correctly? Short write task Look at the image for the day and then complete the sentence challenge. http://www.poble365.com/	Break time	Writing Literacy Write up your newspaper article neatly using your best handwriting. Remember to reflect and make any additional changes as you go along. Share your article with a family member. What do they think? Ask them to give you 2 stars and a wish.	Lunch	Science – To understand the function of the lungs. https://www.bbc.co.uk/teach/class-clips-video/science-ks2-respiration-how-is-oxygen-transported-round-the-body/z7t8qp3 https://www.youtube.com/watch?v=0giiDDBJVQU Activity 1: Page 1 – Have a go at labelling the lungs using the worksheet https://www.twinkl.co.uk/resource/t2-s-435-human-body-lungs-diagram-labelling-worksheet and then use page 2 to check if you are correct. Activity 2: What are the lungs? Why are they important? What do they do? What can hinder them from functioning properly?