








Plastic Recycling Cheat Sheet



| Plastic Type / Category | Recycle Bin | Common Uses | Recycling notes |
|--|-------------|---|-----------------|
|  PETE (Polyethylene Terephthalate) | YES / NO | Water bottles, soft drink bottles, food packaging | |
|  HDPE (High-Density Polyethylene) | YES / NO | Detergent, bleach and shampoo bottles, bin bags | |
|  PVC (Polyvinyl Chloride) | YES / NO | Plastic pipes, toys, cable insulation, food packaging | |
|  LDPE (Low-Density Polyethylene) | YES / NO | Food bags, bread bags, dry cleaning covers | |
|  PP (Polypropylene) | YES / NO | Bottle caps, microwavable containers, packing tape | |
|  PS (Polystyrene) | YES / NO | Foam packaging, plastic cups, plates and cutlery | |
|  Other | YES / NO | Baby bottles, car parts, nylon, phone cases | |

For more information on recycling and sustainable living, visit www.sustainabilityweek.org

How To Use This Cheat Sheet?

- 1) Print out this page and cut out the guide above
- 2) Mark which plastic types can go in your recycle bin and those that can't.

Plastic types 1 and 2 are widely recycled but check with your local recycling or waste management authority if you're unsure

- 3) Add any recycling notes you have, such as actions to be taken or the arrangements for plastics that do not go in your recycling bin
- 4) Put up this guide near your bins or where you process your recycling

Find more articles and guides on recycling and sustainable living at:

www.sustainabilityweek.org

All the best with your recycling efforts!