

LEGENDS

SYMBOL	DESCRIPTION	SYMBOL	DESCRIPTION
	ELEVATION		TOILET / SERVICE BLOCK
	SECTION DIRECTION		STAIRCASE
	LEVEL W.R.T. GROUND LEVEL		BENCHMARK
	12 mm DROP		DOOR-WINDOW

GENERAL NOTES :-

1. CLIENT SHALL SEND THIS DRAWING TO SITE ONLY AFTER APPROVAL.
2. PLEASE MARK ALL BENCHMARKS AND CLEAR ALL MARGINS BEFORE ANY EXECUTION .
3. PLEASE INFORM ANY VARIATIONS ON SITE TO CLIENT & ARCHITECT.
4. PLEASE PLOT ALL PARTS OF BUILDING BEFORE EXECUTING FOUNDATION.
5. ALL DIMENSIONS IN FEET INCHES.
6. DO NOT SCALE THE DRAWING.
7. REFER STRUCTURAL DRAWING ALONGSIDE.
8. REFER A.C., ELECTRIC ARCHITECT DWG. ALONGSIDE.
9. CONTACT ARCHITECT IN CASE OF ANY DISCREPANCY.
10. ALL LEVELS ARE FINISHED LEVELS.

PROJECT :

K. N. INFINITY @NIDIAD

CLIENT :

Mr. PARAGBHAI DESAI
& K.N. INFINITY

DATE :

15/08/2021

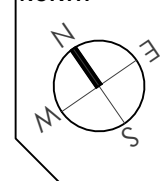
ISSUED TO :

1-CLIENT (for Approval Only)

DRAWING TITLE :

BASEMENT PLAN

NORTH



SHEET NO.

01

SCALE : N. T. S.



Er. Pankaj Prajapati
M.E. (STRUCTURE), B.E. (CIVIL)

Co. : 9157296351
Mail id: DreamsConsultancy143@Gmail.com

BASEMENT PLAN
22,365.00 sq.ft.

40'0" wide Road



LEGENDS

SYMBOL	DESCRIPTION	SYMBOL	DESCRIPTION
	ELEVATION DIRECTION		TOILET/ SERVICE BLOCK
	SECTION DIRECTION		STAIRCASE
	LEVEL W.R.T. GROUND LEVEL		BENCHMARK
	12 mm DROP		DOOR WINDOW

GENERAL NOTES

1. CLIENT SHALL SEND THIS DRAWING TO SITE ONLY AFTER APPROVAL.
2. PLEASE MARK ALL BENCHMARKS AND CLEAR ALL MARGINS BEFORE ANY EXECUTION.
3. PLEASE INFORM ANY VARIATIONS ON SITE TO CLIENT & ARCHITECT.
4. PLEASE PLOT ALL PARTS OF BUILDING BEFORE EXECUTING FOUNDATION.
5. ALL DIMENSIONS IN FEET INCHES.
6. DO NOT SCALE THE DRAWING.
7. REFER STRUCTURAL DRAWING ALONGSIDE.
8. REFER A.C., ELECTRIC ARCHITECT DWG. ALONGSIDE.
9. CONTACT ARCHITECT IN CASE OF ANY DISCREPANCY.
10. ALL LEVELS ARE FINISHED LEVELS.

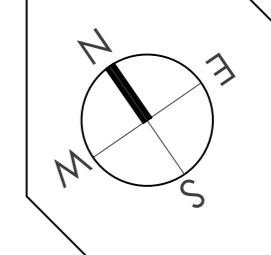
PROJECT :
K. N. INFINITY @NIDIAD

CLIENT :
Mr. PARAGBHAI DESAI
& K.N. INFINITY

DATE :	ISSUED TO :
15/08/2021	1-CLIENT (for Approval Only)

DRAWING TITLE :
PROPOSED GROUND FLOOR PLAN


NORTH



SHEET NO.

02

SCALE : N. T. S.



Er. Pankaj Prajapati
M.E. (STRUCTURE), B.E. (CIVIL)

Co. : 9157296351
Mail id: DreamsConsultancy143@Gmail.com

GROUND FLOOR PLAN
21,035.00 sq.ft.

PARKING AREA

40'0" wide Road



PARKING AREA

FIRST FLOOR PLAN
21,865.00 sq.ft.

LEGENDS

SYMBOL	DESCRIPTION	SYMBOL	DESCRIPTION
	ELEVATION DIRECTION		TOILET/ SERVICE BLOCK
	SECTION DIRECTION		STAIRCASE
	LEVEL W.R.T. GROUND LEVEL		BENCHMARK
	12 mm DROP		DOOR WINDOW

GENERAL NOTES

1. CLIENT SHALL SEND THIS DRAWING TO SITE ONLY AFTER APPROVAL.
2. PLEASE MARK ALL BENCHMARKS AND CLEAR ALL MARGINS BEFORE ANY EXECUTION.
3. PLEASE INFORM ANY VARIATIONS ON SITE TO CLIENT & ARCHITECT.
4. PLEASE PLOT ALL PARTS OF BUILDING BEFORE EXECUTING FOUNDATION.
5. ALL DIMENSIONS IN FEET INCHES.
6. DO NOT SCALE THE DRAWING.
7. REFER STRUCTURAL DRAWING ALONGSIDE.
8. REFER A.C., ELECTRIC ARCHITECT DWG. ALONGSIDE.
9. CONTACT ARCHITECT IN CASE OF ANY DISCREPANCY.
10. ALL LEVELS ARE FINISHED LEVELS.

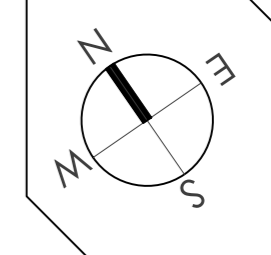
PROJECT :
K. N. INFINITY @NIDIAD

CLIENT :
Mr. PARAGBHAI DESAI
& K.N. INFINITY

DATE :	ISSUED TO :
15/08/2021	1-CLIENT (for Approval Only)

DRAWING TITLE :
PROPOSED FIRST FLOOR PLAN


NORTH



SHEET NO.

03

SCALE : N. T. S.



Er. Pankaj Prajapati
M.E. (STRUCTURE), B.E. (CIVIL)

Co. : 9157296351
Mail id: DreamsConsultancy143@Gmail.com



LEGENDS

SYMBOL	DESCRIPTION	SYMBOL	DESCRIPTION
	ELEVATION + DIRECTION		TOILET / SERVICE BLOCK
	SECTION + DIRECTION		STAIRCASE LABEL
	LEVEL W.R.T. GROUND		BENCHMARK POINT
	12 mm DROP		DOOR-WINDOW LABEL

GENERAL NOTES :-

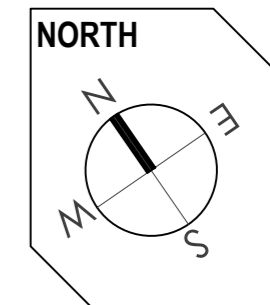
1. CLIENT SHALL SEND THIS DRAWING TO SITE ONLY AFTER APPROVAL.
2. PLEASE MARK ALL BENCHMARKS AND CLEAR ALL MARGINS BEFORE ANY EXECUTION .
3. PLEASE INFORM ANY VARIATIONS ON SITE TO CLIENT & ARCHITECT.
4. PLEASE PLOT ALL PARTS OF BUILDING BEFORE EXECUTING FOUNDATION.
5. ALL DIMENSIONS IN FEET INCHES.
6. DO NOT SCALE THE DRAWING.
7. REFER STRUCTURAL DRAWING ALONGSIDE.
8. REFER A.C., ELECTRIC ARCHITECT DWG. ALONGSIDE.
9. CONTACT ARCHITECT IN CASE OF ANY DISCREPANCY.
10. ALL LEVELS ARE FINISHED LEVELS.

PROJECT :
K. N. INFINITY @NIDIAD


CLIENT :
Mr. PARAGBHAI DESAI
& K.N. INFINITY

DATE :	ISSUED TO :
15/08/2021	1-CLIENT (for Approval Only)

DRAWING TITLE :
PROPOSED 2ND FLOOR PLAN



SHEET NO.
04
SCALE : N. T. S.



Er. Pankaj Prajapati
M.E. (STRUCTURE), B.E. (CIVIL)
Co. : 9157296351
Mail id: DreamsConsultancy143@Gmail.com

SECOND FLOOR PLAN
21,035.00 sq.ft.



LEGENDS

SYMBOL	DESCRIPTION	SYMBOL	DESCRIPTION
	ELEVATION		TOILET / SERVICE BLOCK
	DIRECTION		STAIRCASE
	W.R.T. GROUND LEVEL		BENCHMARK
	12 mm DROP		DOOR-WINDOW

GENERAL NOTES :-

1. CLIENT SHALL SEND THIS DRAWING TO SITE ONLY AFTER APPROVAL.
2. PLEASE MARK ALL BENCHMARKS AND CLEAR ALL MARGINS BEFORE ANY EXECUTION .
3. PLEASE INFORM ANY VARIATIONS ON SITE TO CLIENT & ARCHITECT.
4. PLEASE PLOT ALL PARTS OF BUILDING BEFORE EXECUTING FOUNDATION.
5. ALL DIMENSIONS IN FEET INCHES.
6. DO NOT SCALE THE DRAWING.
7. REFER STRUCTURAL DRAWING ALONGSIDE.
8. REFER A.C., ELECTRIC ARCHITECT DWG. ALONGSIDE.
9. CONTACT ARCHITECT IN CASE OF ANY DISCREPANCY.
10. ALL LEVELS ARE FINISHED LEVELS.

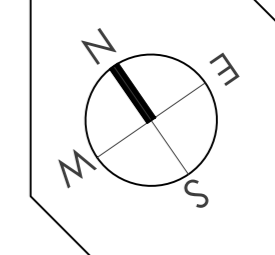
PROJECT :
K. N. INFINITY @NIDIAD

CLIENT :
Mr. PARAGBHAI DESAI
& K.N. INFINITY

DATE : 15/08/2021
ISSUED TO : 1-CLIENT (for Approval Only)

DRAWING TITLE :
PROPOSED 3rd FLOOR PLAN


NORTH



SHEET NO.

05

SCALE : N. T. S.



Er. Pankaj Prajapati
M.E. (STRUCTURE), B.E. (CIVIL)

Co. : 9157296351
Mail id: DreamsConsultancy143@Gmail.com

THIRD FLOOR PLAN
21,035.00 sq.ft.