

Industrial Process Monitoring Using IoT

Komal S. Shinde

Department of Electronics & Telecommunication
Government College of Engineering,
Aurangabad, Maharashtra, India
kmlshinde90@gmail.com

Prachi H. Bhagat

Department of Electronic & Telecommunication
Government College of Engineering
Aurangabad, Maharashtra, India
phbhagat1882@gmail.com

Abstract- Internet of Things (IoT) is rapidly increasing technology because today's world is internet world. IoT is combination of communication system and embedded system which is used to connect hardware devices to the network or internet. IoT is used for transmission and reception of data. These systems are used to monitor industrial applications by implementing industry standard protocols using IoT. In this system small scale industrial applications like liquid level control, energy monitoring etc. can monitor wirelessly through wireless devices, mobiles and laptops. The main aim of this paper is to summarize importance of IoT which will monitor small scale industrial applications.

Keywords- IoT, PLC, ESP8266, Wi-Fi, MODBUS, MySQL, PHP.

I. INTRODUCTION

Nowdays, industrial monitoring has vital role in industrial area to monitor and control the industrial applications or equipments. Industrial monitoring is used to know dynamic condition of industrial devices or machines. Industrial Monitoring is used to accomplish fast processing, minimize power consumption, to improve quality, lessen expensive systems and global management of industry [1]. There are lot of methods that are available to monitor and control industrial processes like Zigbee, PLC-SCADA, WSN, Internet of Things (IoT) etc. Nowdays, "Internet of Things" is a most favorable technique for industrial process monitoring. IoT is combination of embedded system and communication system in which industrial equipments are connected to internet with the help of wireless sensor network and devices or industrial application can monitor and control through mobiles and laptops. British technology pioneer Kevin Ashton described the word "Internet of Things" in 1999. He described that any physical object in the world can be connected to internet via sensors [2].

Now variety of objects, sensors, devices and any physical object is connected to internet very easily due to IoT. IoT is also used for exchange and collect of data from physical objects or devices and display it on IoT dashboard through certain communication protocols. IoT is consist of hardware devices like sensors, actuators and drivers which can be connected using zigbee, WSN, bluetooth, ethernet, wi-fi etc. to the internet. For local connectivity LAN, MAN, WAN networks are used as shown in fig.1.

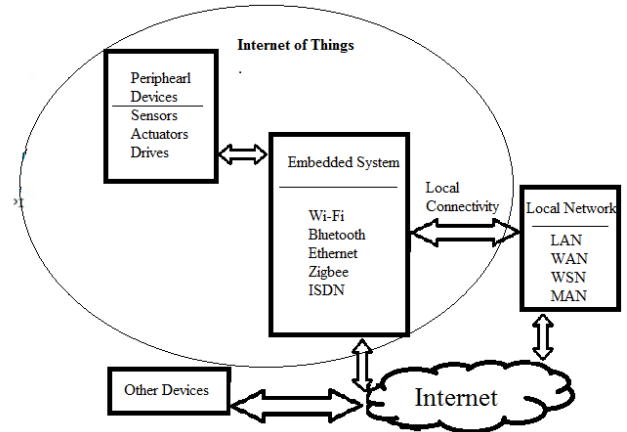


Fig.1. Basic Architecture of IoT

In this paper IoT network is implemented to monitor several common parameters used in industries such as energy, liquid level and DC motor speed control, color mixing using IoT and Programmable logic Controller (PLC) combination. In this paper, industrial process monitoring is done using IoT for different applications. In this proposed system ESP8266 wi-fi module is used for collecting data from equipments and transfer it into a wireless internet. ESP8266 is the most unified WiFi module in the industry; it consist of inbuilt microcontroller and antenna with less expense. Industrial process monitoring system consists of four applications these are PLC based color mixing, liquid level control and monitoring, DC motor speed control and energy monitoring.

This paper consist of 5 sections. Section II describes related work of industrial process monitoring. Section III explains proposed system and section IV describes design and implementation of proposed system. Section V concludes the paper and mentions benefits of these system.

II. RELATED WORK

Cristian, Constantin, Zoltan, Adina, Florica commonly describes benefit and importance of PLC for controlling and monitoring industrial applications. In this system, concrete plant is supervised using Siemens PLC and SCADA software [3]. Ungurean, Nicoleta-Cristina, Gaitan presented a paper on industrial process monitoring using IoT depend on particular OPC.NET [4]. Kannamma, Chanthini, Manivannan presented a paper on industrial automation using Zigbee. Zigbee system is based on wireless sensor

network used for regulating and supervising different processes in industries without distracting other processes [5].

Energy monitoring in industries is really important for decreasing power consumption which is described by Collins, Mallick, Volpe and Morsi. This system consists of a human machine interface for monitoring energy consumption of different workstations situated in industries [6]. Truong and Duc-Lung Vu presented a paper on a controlling and supervising an industrial process or applications remotely using wireless circuitry and an Android PDA. For example, a CNC machine is monitored through a wireless sensor network [7].

Mukhopadhyay and Mukhopadhyay presented a paper on home automation using IoT. IoT is a part of this system to minimize human efforts. The main aspect of this system is to monitor and control the home appliances through mobiles and laptops [8][9]. Joshi, Jadhav, Mali, and Kulkarni presented a paper on real-time monitoring of PLC data by using EPICS. In this system, MODBUS or TCP protocols are used for transmission and receiving of data and also for displaying received data on a web browser [10].

III. PROPOSED SYSTEM

IoT devices usually have some cloud service to manage the device from the web or mobile applications. The point of a device being networked and it can access effortlessly from anywhere through internet connection. Online supervising of industrial processes has become a most considerable aspect for industrial growth and profit as it is used to decrease process time, and costs as well as their maintenance problem. In this system, industrial processes like energy meter monitoring, DC speed control, PLC based color mixing and liquid level control are monitored through Android mobiles, laptops etc. using IoT. The basic block diagram for industrial process monitoring using IoT is shown in fig.2.

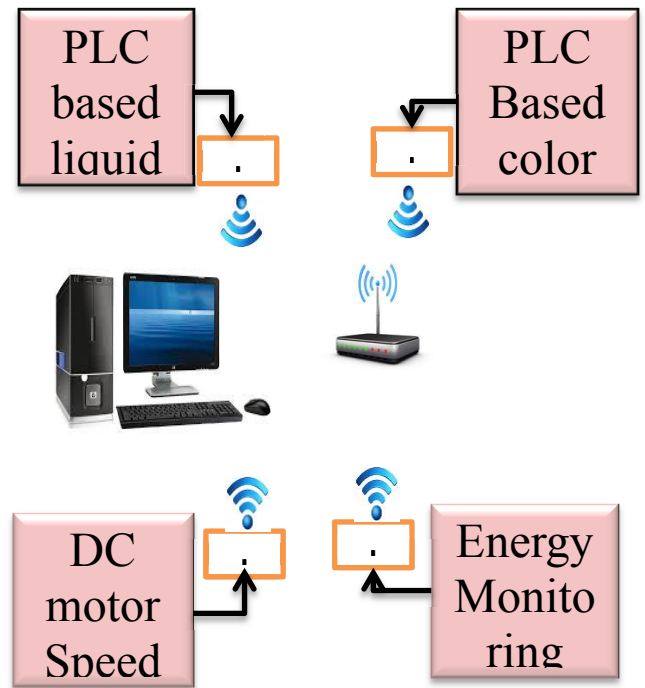


fig.2. Basic Block Diagram of Industrial Process Monitoring Using IoT

The proposed system uses existing PLCs, industrial equipment, and IoT Wi-Fi module ESP8266. Industry standard protocols implemented on ESP8266 which acts as an intermediate communication link. For demonstration, four different industrial applications are taken under consideration.

A. PLC based Liquid Level Control

PLC based liquid level control system is used to control and monitor the liquid level of the tank and also gives status of available water in tank. Liquid level system is used in most of industries. It is used to avoid industrial accidents like overflowing of liquid in an open tank, to avoid overflowing of liquid in a closed tank which creates pressure and liquid overflows from tank [11]. As PLC has a number of input/output ports due to which any number of tanks can be controlled and monitored remotely. The proposed system takes data from PLC using MODBUS and sends it to a cloud server using ESP8266. Leakage can also be monitored. All these data is logged using structured query language (MySQL) and the result will be displayed on an IoT dashboard which is implemented using a hypertext preprocessor (PHP). As shown in fig.3, the IoT dashboard shows the level of liquid in the tank and also gives an alarm.

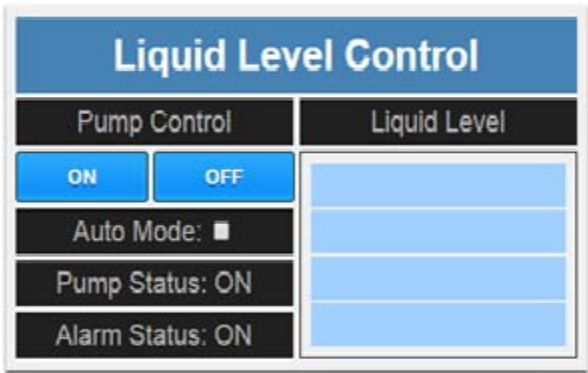


Fig.3. IoT Dashboard for Liquid Level Control

B. PLC based color mixing

This proposed system consist of color mixing process using PLC and IoT module ESP8266 which gives web based control and monitoring of color mixing process. The basic colors cyan, magenta, yellow and black are used for making different colors like red, green, blue etc. There are four color components for the recipe, cyan, magenta, yellow and black, which means the colors of the CMYK color space. Filling takes place in four steps.

- Selection of the color mixture using the IoT dashboard.
- Filling the recipe components or the four basic colors by opening the respective tank valves is done by PLC.
- Mixing the colors in containers.
- Filling the finished color mixture into tins and transportation by a conveyor belt. Fig. 4. Shows IoT dash board for color mixing which is used to give command to PLC.



Fig.4. IoT Dashboard for Color Mixing

C. DC motor speed control

DC motor speed control in completely implemented on ESP8266 with use of motor driver. Due to the fast pursuence of of DC motors, these motors are widely used in many industrial applications. The prime benefit of using DC motor is that capability to control speed and angle effortlessly. This project descibes controlling the speed of

DC motor by using ESP8266 module. DC motor speed control is achieved using PWM (Pulse Width Modulation) technique. ESP8266 can generate PWM signals on all I/O lines.

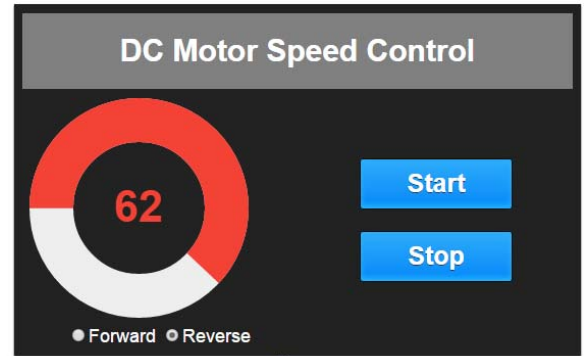


Fig.5. IoT Dashboard for DC Motor Speed Control

Power is boosted using motor driver. PWM is a technique which is commonly used to control DC motor and analogwrite() function is used to generate PWM signal which gives digital pulses like 0 and 1 is used to control an analog circuit. If there is 00 or 11 pulses occur then motor get stop and if there is 01 or 10 pulses then motor will rotate in clockwise or anticlockwise direction respectively. Fig. 5 shows IoT dashboard for DC motor speed control from which speed and direction of motor can be control.

D. Energy Monitoring

Nowdays, industries understands the need of energy monitoring to achieve less power consumption and to improve economic growth of company .In this system, energy consumed by any devices is monitored using IoT and this can be achieved by implemeting RS485 protocols on ESP8266 IoT module. Most of the industries use energy meter with RS485 interface for reading its data. Fig.6. shows IoT dashboard for energy monotoring.

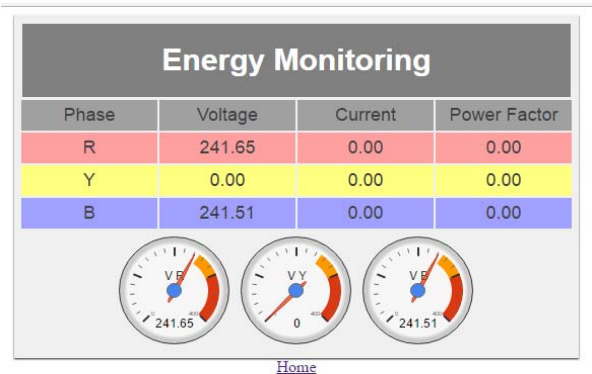


Fig. 6. IoT Dashboard for Energy Monitoring

An energy monitoring based on IoT is used to improve the energy management system . The energy monitoring system based on IOT can resolve the problems of transmission and reception of data in by using a variety of techniques such as communication networks, MySQL databases and protocols [12].

IV. DESIGN AND IMPLEMENTATION

The project has been accomplished with the help of PHP, MySQL, Apache software and Arduino IDE. Apache is open source server software. Cloud server is based on Apache. Programming of cloud server is done in Notepad like software Sublime text with combination of various web development languages such as HTML, PHP, JQuery and Cascade style sheets.

MySQL is used to record data coming from IoT devices. It is accessed using PHP in HTML web pages for front end GUI. Data is sent to the server using HTTP GET requests and IoT module keeps pooling of server data when ever it requires using same HTTP GET requests. GUI is shown in Fig. 3.

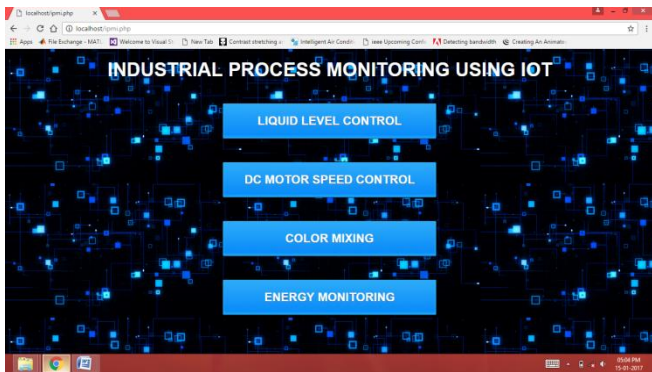


Fig. 7. IoT Dashboard of Proposed System

Hardware consists of several units for each type of application. Energy monitoring application is implemented using ESP8266 and IC MAX485. It is shown in fig. 4. Major part of this project is to make IoT devices compatible with old industry standard bus i.e. MODBUS. RS485 level conversion is done using MAX485 level converter IC and few external components. Energy meter is connected with IoT module using RS485 bus and in ESP8266 MODBUS protocol is implemented using Arduino IDE C++ language. ESP8266 gives appropriate commands to energy meter to read its energy, electrical parameters such as voltage, current and power factor. ESP module reads the meter using MODBUS and sends data to server using HTTP GET protocol. The get request is decoded using PHP and data is logged in MySQL. It is read back when user request the dashboard page and it is continuously updated on the users web browser.

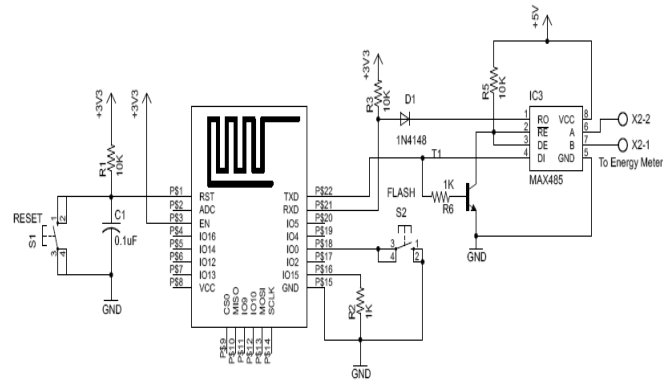


Fig. 8. Circuit Diagram of Energy Monitoring

Power supply requirement for ESP8266 is 300mAmps 3.3V. It is constructed using LM7805 and LM1117-3.3V. 5V is required for RS485 level converter IC MAX485. 5V is generated using LM7805 and 3.3V using LM1117-3.3. 3.3V is given to ESP8266 IoT module. Circuit diagram for power supply is as shown in fig.5. With similar type of communication other applications are developed.

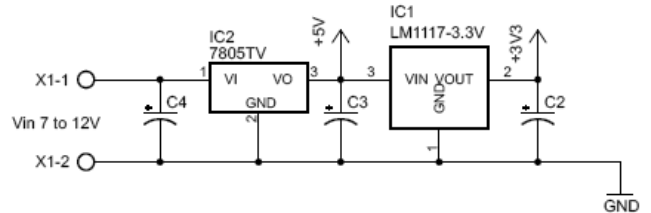


Fig.9. Circuit Diagram of Power Supply

V. CONCLUSION

The proposed system introduces an IoT based industrial monitoring system by implementing industry standard protocols on IoT module, and data conversion mechanisms for different industrial applications. The processing part of system deals with large amount of data and communication protocols like MODBUS, TCP etc. using ESP8266 wi-fi module. The same system can be used for monitoring different real time applications in industries as per there requirement.

Benefits of use IoT in industry

- Modularity in system
- Ease of maintenance
- Web based remote monitoring
- Elimination of long wiring
- Immediate action on failures

REFERENCES

- [1] Shanzhi Chen, Senior Member, Hui Xu, Dake Liu, Bo Hu, Hucheng Wang, "A Vision of IoT: Applications, Challenges, and Opportunities With China Perspective", IEEE Internet Of Things Journal, Vol. 1, No. 4, Year: 2014, Pages: 349 – 359.
- [2] K. Ashton, "That 'Internet of Things' Thing - RFID Journal," *RFID JOURNAL*, 2009. [Online]. Available: [http:// www. Rfidjournal.com /articles/view?4986](http://www.Rfidjournal.com/articles/view?4986).
- [3] Barz Cristian, Oprea Constantin, Erdei Zoltan, Pop Vadean Adina, Petrovan Florica, "The control of an industrial process with PLC", 2014 International Conference on Applied and Theoretical Electricity (ICATE) Year: 2014, Pages: 1 – 4.
- [4] Ioan Ungurean , Nicoleta-Cristina Gaitan1, Vasile Gheorghita Gaitan, "An IoT Architecture for Things from Industrial", 2014 10th International Conference on Communications (COMM) Year: 2014, Pages: 1 – 4.
- [5] M. Barathi Kannamma, B.Chanthini, D.Manivannan, "Controlling and Monitoring Process in Industrial Automation using Zigbee", 2013 International Conference on Advances in Computing, Communications and Informatics (ICACCI), Year: 2013, Pages: 806 – 810.
- [6] K. Collins, M. Mallick, G. Volpe, W.G. Morsi pres "Smart Energy Monitoring and Management System for Industrial Application", 2012 IEEE Electrical Power and Energy Conference, Year: 2012, Pages: 92 – 97.
- [7] Nguyen-Vu Truong ,Duc-Lung Vu, "Remote Monitoring and Control of Industrial Process Via Wireless Network and Android Platform", 2012 IEEE International Conference on Control, Automation and Information Sciences (ICCAIS), Year: 2012, Pages: 340-343.
- [8] Raja Mukhopadhyay, I. Mukhopadhyay, "Home Automation and Grid Mapping Technology Using IoT", 2016 IEEE 7th Annual Information Technology, Electronics and Mobile Communication Conference (IEMCON), Year: 2016, Pages: 1-5.
- [9] John A. Stankovic, "Research Directions For The Internet of Things", 2014 IEEE Journal of Internet of Things, Year: 2014, Volume: 1, No: 1, Pages: 3 – 9.
- [10] Ramesh Joshi1, H M Jadav, Aniruddh Mali, and S V Kulkarni, "IOT Application for Real-time Monitor of PLC Data using EPICS", 2016 International Conference on Internet of Things and Applications (IOTA) Maharashtra Institute of Technology, Pune, India , Year: 2016.
- [11] Rishabh Das, Sayantan Dutta, Anusree Sarkar, Kaushik Samanta, "Automation of Tank Level Using Plc and Establishment of Hmi by Scada", IOSR Journal of Electrical and Electronics Engineering (IOSR-JEEE), Jul. - Aug. 2013, Pages: 61-67.
- [12] Hao Luan, Jianwei Leng, "Design of Energy Monitoring System based on IOT", 2016 IEEE Chinese Control and Decision Conference (CCDC), Year: 2016, Pages: 6785 – 6788.