

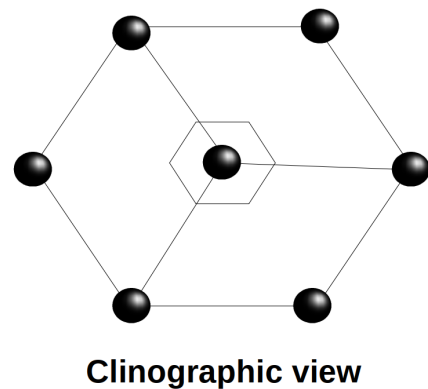
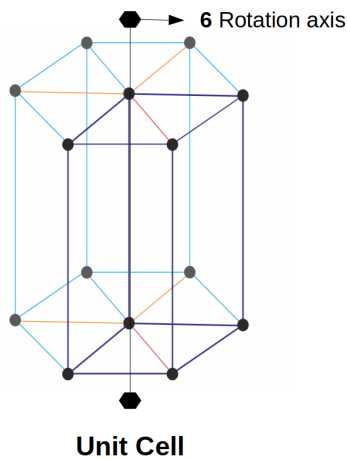
# Assignment 1: Lattice and Symmetry

February 8, 2021

1. Show the location of the **6** rotation axis on the hexagonal unit cell.

**Solution:**

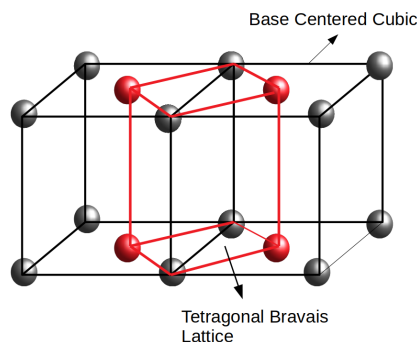
The six fold rotation axis of hexagonal unit cell lies parallel to the  $c$  translation of the unit cell. This means any lattice point of the unit cell can be labeled as a six fold rotation axis.



2. Why is there no base-centred (C-centred) cubic lattice? Describe your answer using appropriate geometrical drawings.

**Solution:**

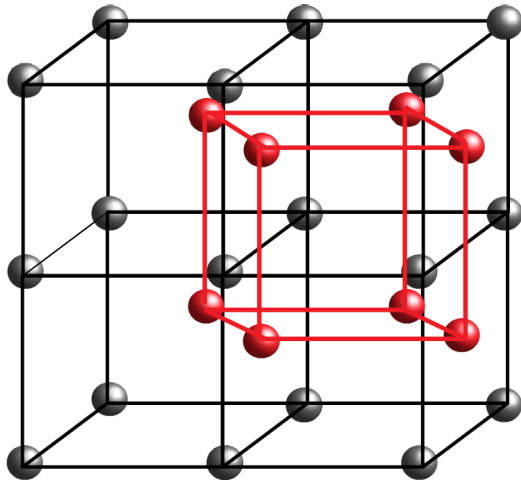
As we know centering is only possible if each point in the resulting lattice has the same environment and furthermore, does not result in going out of the existing crystal system. For base-centered cubic, as we can see in the figure, a new symmetry crystal class tetragonal results. So, base-centered cubic is not a unique lattice type and not considered.



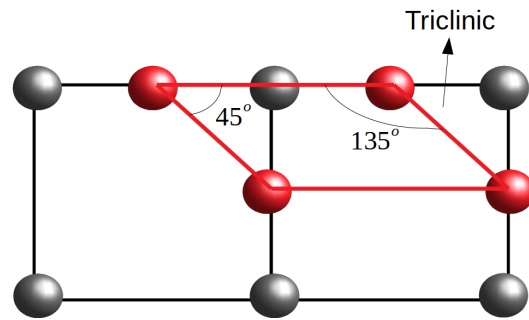
3. Similarly, show that attempting to center two perpendicular faces of a cubic crystal class, does not result in a new Bravais lattice.

**Solution:**

When two points added to two perpendicular faces of a cubic crystal class, we land into the triclinic crystal system which is not a new Bravais lattice. The reasoning from the previous question applies.



Centering Two Perpendicular Planes

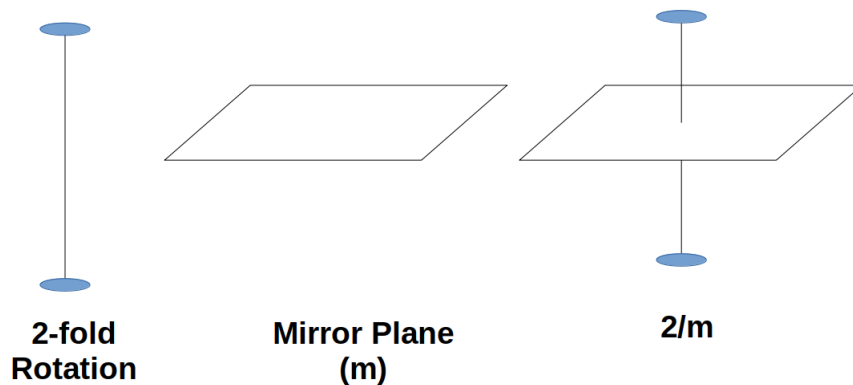


Clinographic view

4. The monoclinic unit cell is compatible with the point group 2, m and 2/m. They are described by the symmetry elements.

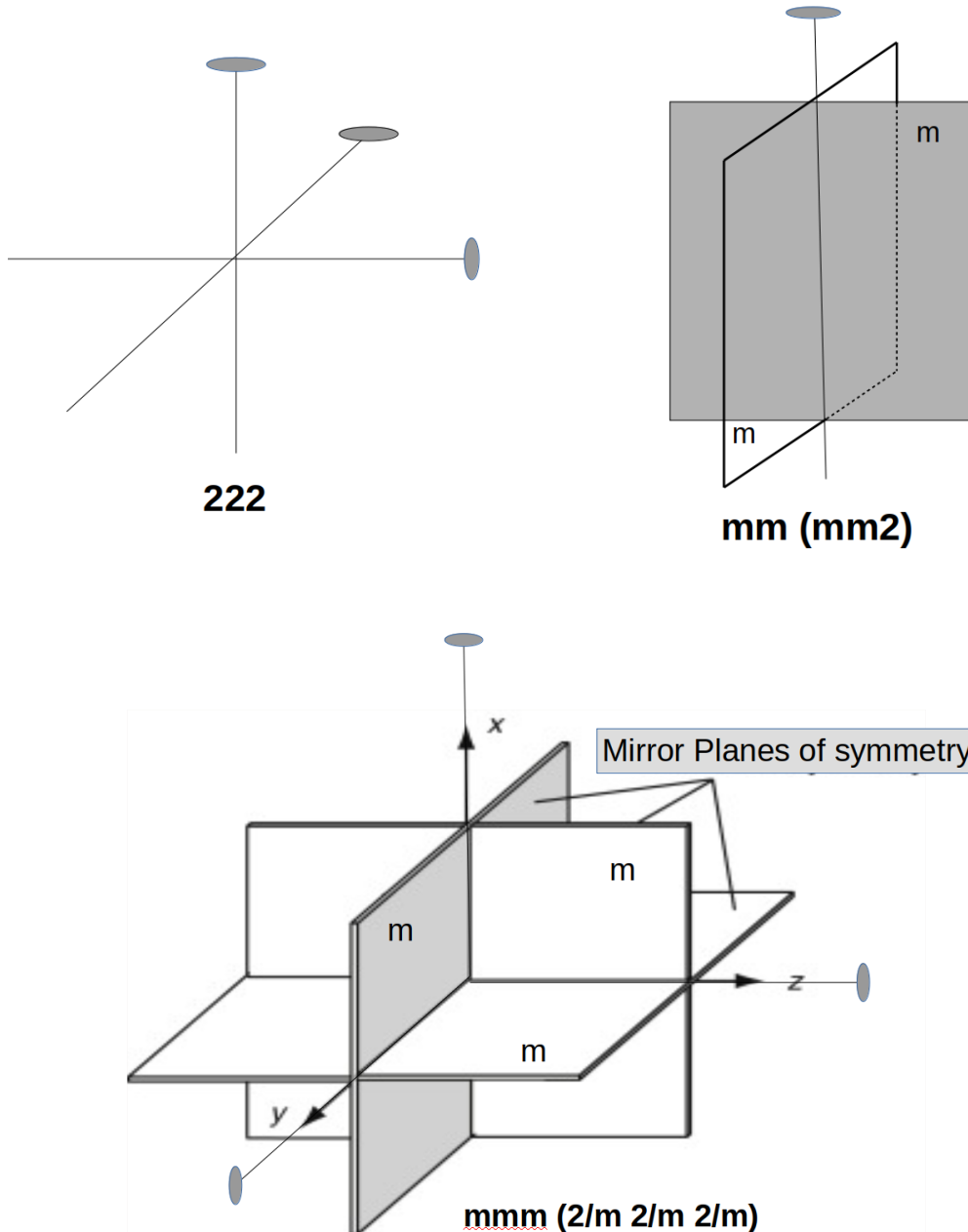
2	a lone two rotation axis
m	a single mirror place
2/m	a two fold axis with a perpendicular mirror plane

Diagrammatically, let's represent this as following,



Draw similar diagram for the group **222**, **mm**, and **mmm** compatible with the orthorhombic system.

**Solution:**



5. The point group  $D_{4h}$  or  $4/mmm$  is developed from the point group  $C_{4h}$  or  $4/m$  by introducing a **2** rotation axis perpendicular to the principal 4 axis of the  $4/m$  point group. This construction can be written as:

$$D_{4h} = C_{4h} \times \{1, 2'\}.$$

Draw the stereograms of  $C_4 \equiv 4$ ,  $C_{4h} \equiv 4/m$ ,  $D_{4h} \equiv 4/mmm$  evolving them in a

step-by-step fashion.

**Solution:**

a)

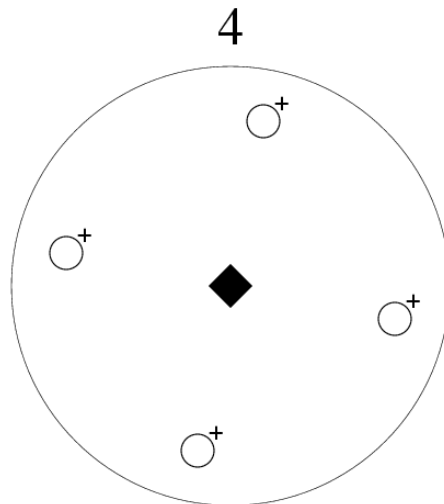


Figure 1

b) Introduce a 2 fold rotation axis  $\vec{ab}$  onto the figure (2). This rotation axis is perpendicular to the 4 fold axis of rotation. The impact of the rotation is shown in figure (3).

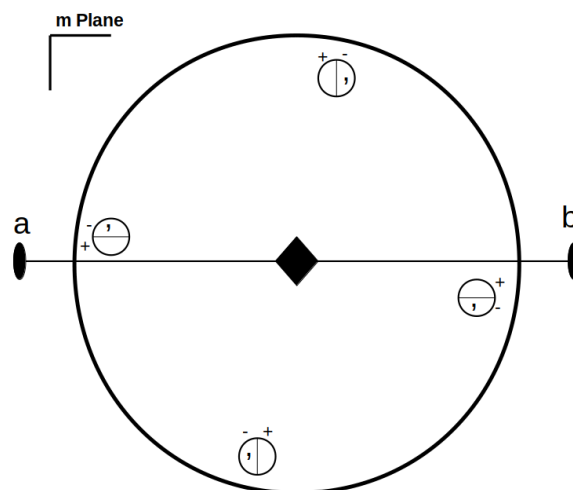


Figure 2

c) This automatically creates additional 2 fold rotation axes and vertical mirror planes  $m_2, m_3, m_4$  and  $m_5$ . It is sufficient to mention  $m_2$  and  $m_3$  only as other ( $m_4$  and  $m_5$ )

are automatically created.

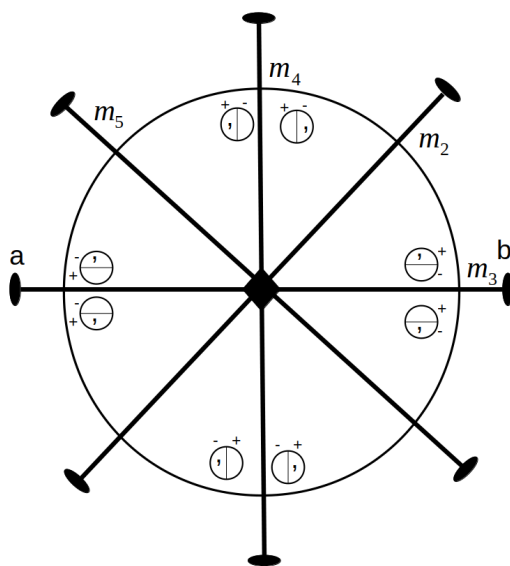


Figure 3