

Friday 8th May 2020

SPELLING TEST

Ask a family member to test you on this weeks spelling list.

Well done if you achieved 100%.

If you made any errors, add these words to next week's spelling list.

Write your story

- Using your storyboard from Thursday, write your story of Ananse and the Birds.
- Try to include sentences that use conjunctions as you do.

Conjunctions

Conjunctions

Conjunctions are words that join **clauses** into sentences.

Cause

because
as
so
since

Time

after
before
when
since
until
as
while

Place

where
wherever

Maths – Timetables speed test

<https://www.timetables.co.uk/multiplication-tables-check/>

Multiplication tables check

00:04

1 / 25

$3 \times 5 =$

1	2	3
4	5	6
7	8	9
←	0	Enter

Learning Reminders

Describe, name and sort triangles, identifying their properties.



Triangle 1 is called an **isosceles triangle**. The name comes from the Greek iso (same) and skelos (leg). It has **2 equal sides** and **1 line of symmetry**.

Triangle 2 is called an **equilateral triangle**. It is a **regular shape** as all its sides and angles are equal. It has **3 lines of symmetry**.

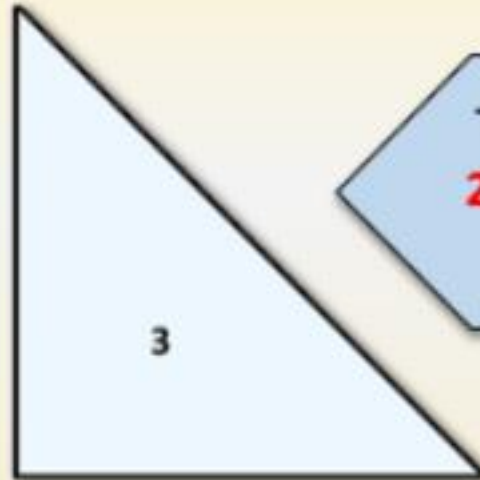


What is the same about Triangles 1 and 2; what is different?



Learning Reminders

Describe, name and sort triangles, identifying their properties.



Triangle 3 has a **right angle** and **2 equal sides**. It is a **right angled isosceles triangle**.




Triangle 4 has **2 equal sides** so is also an **isosceles triangle**. Both these triangles have **1 line of symmetry**.

What is the same about Triangles 3 and 4; what is different?



Learning Reminders


Describe, name and sort triangles, identifying their properties.



What do you notice
about Triangle 5?

Triangle 5 is neither symmetrical
nor has a right angle. Completely
irregular triangles are called **scalene**.

Try drawing another
scalene triangle.



Practice Sheet Mild Triangles

Use a set square to check if each triangle has a right angle. If it does, mark it on.
Write the name of each type of triangle and write two facts about it.

1.

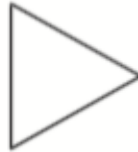


Name: _____

1. _____

2. _____

2.

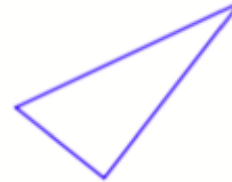


Name: _____

1. _____

2. _____

3.



Name: _____

1. _____

2. _____

4.

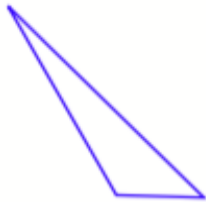


Name: _____

1. _____

2. _____

5.



Name: _____

1. _____

2. _____

6.

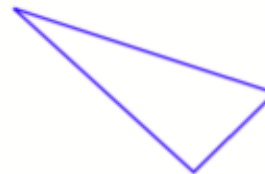


Name: _____

1. _____

2. _____

7.



Name: _____

1. _____

2. _____

8.



Name: _____

1. _____

2. _____



If you managed to get all the work completed this week – WELL DONE 😊

I have included a link to help you with your observational sketching techniques.

<https://www.accessart.org.uk/continuous-line-drawing-exercise/>

There are many more links to art and craft ideas through the school website (look for 'Our curriculum' and then click on **Art and DT**)

Have a wonderful weekend!