

Monday 13th July

Reading

This week for your Reading Sessions, I need you all to read as much as possible on Bugclub to build up your fluency! There are a lot of books to choose from as not many of you have read many books on the level you are on. I need you all to try your best to read as many as possible this week and over the Summer so you are ready to be moved onto the Year 3 texts in September! I will be keeping an eye on Bugclub and there will be lots of dojos given out to the children who are challenging themselves.

If you do want to do something different, you can complete any home readers, reading booklets or KS1 SATs Reading tests you haven't completed in your home learning packs.

Remember, you should be reading daily for at least 30 minutes! Also, you should be reading around 100 words per minute if you are a fluent reader, which means moving your finger at a steady pace as you read (not too slow and not too fast).


Writing

This week, we are going to be basing all of our Writing sessions around Pirates! Listen to the story, The Pirates Next Door by Jonny Duddle.
<https://www.youtube.com/watch?v=ZMAGHznKQVc>

At the end of the story, Matilda receives a message in a bottle off Jim Lad, informing her that he will pick her up next Tuesday for a special pirate trip. Your job today is to write a message back to Jim Lad pretending you are Matilda. Use the special paper below.

In your message you may want to tell him; what you've been up to since he's been gone, how have you been feeling and why, what you would like do when you go on your pirate trip, where you'd like to go and who you'd like to see. You may want to ask him some questions too i.e. what do I need to bring with me? Shall I tell anybody about the trip?











Remember SPAG – spelling, punctuation and grammar (checking sentences make sense). Also, include interesting vocabulary!



Maths

Today, we are going to be refreshing our knowledge on 2D shapes. Use the poster below to refresh your memory of the different names and properties of 2D shapes.

2D Shapes

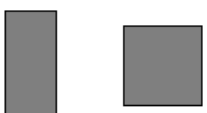
Name		Sides	Vertices
triangle		3	3
circle		1	0
square		4	4
rectangle		4	4
pentagon		5	5
hexagon		6	6
oval		1	0
rhombus		4	4
trapezium		4	4
parallelogram		4	4

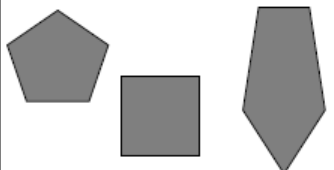
Did you remember all of the names of these shapes? Did you remember all of their properties? Get somebody at home to test your knowledge!

Now, I'd like you to go on a 2D shape hunt! You could hunt around the house, the garden, the street, or anywhere! You need to make a list of the all of the different things you can find and what shape they are i.e. a book is a rectangle, a plate is a circle. If you are finding it tricky, have a look at 3D items and look at what 2D shapes you can see on the surfaces.

Finally, complete the activity below.

to describe similarities and differences of shape properties

<p>What's the same and what's different? Discuss and then record.</p>  <p><small>www.twinkl.co.uk</small></p>	<hr/> <hr/> <hr/> <hr/>
--	-------------------------

<p>What's the same and what's different? Discuss and then record.</p>  <p><small>www.twinkl.co.uk</small></p>	<hr/> <hr/> <hr/> <hr/>
---	-------------------------

Practice spelling the words:

- Wheat
- Whisper
- Whip
- Whistle
- Whirlpool
- Whether
- Whimper
- Whine
- Whisk

Spelling words with the 'wh' grapheme for the phoneme 'w'.

Spend ten minutes practicing and then get someone to test you. Can you put the words into sentences?