







Reading

Greek-Style Salad Recipe

Greek-style salad is a delicious and healthy salad from Greece. It is perfect for eating on a summer's day. It has some strong ingredients, such as olives, that not everybody enjoys. It is made with a salty cheese made from sheep's milk, called feta.

Ingredients

- fresh cucumber 
- fresh tomatoes 
- red onion 
- feta cheese 
- olives (optional) 
- olive oil 


Equipment

- chopping board
- sharp knife (make sure you are supervised by an adult when using this)
- large salad bowl
- salad spoons or tongs



Steps

1. To begin, wash your hands thoroughly.
2. Next, slice the cucumber and add it to the bowl. You can quarter the slices if you like. Chop the tomatoes into quarters and add them to the bowl. Slice the red onion finely and scatter the thin slices on top.
3. After that, chop the feta cheese into chunks and place them on top of the salad.



- Next, chop the olives in half if you are using them, removing the stones if they have any. Add the olives to the salad.
- Finally, drizzle generously with the olive oil and mix well, using the salad spoons or tongs.
- Now, serve and enjoy your salad! You may wish to serve it with a dip called **tzatziki**, made by mixing together cucumber, mint and yoghurt.

Did You Know...?

In Greece, this salad is called **horiatiki** salad, meaning 'from the village' salad.



1. What is feta cheese made from? Tick one.

- cow's milk
- sheep's milk
- goat's milk

2. Number these steps 1-4 in the order you find them in the recipe.

- Chop the tomatoes
- Chop the olives.
- Wash your hands.
- Slice the red onion.

3. Find and copy one verb that describes how to pour the olive oil on top.

4. What might you serve the salad with?

5. *It has some strong ingredients, like olives, that not everybody enjoys.*

Why do you think that some people don't enjoy these ingredients?

6. Do you think that a Greek-style salad would be perfect for eating on a summer's day? Give a reason for your answer.

Writing

For the next couple of writing sessions, you are going to write up your Journey story, using your edited plan from yesterday (my example is below).

Arctic Adventure

Once upon a time there was **an arctic fox** called **Paul** who lived in **Canada**. It was VERY **wet** and VERY **cold**. Sometimes **Paul** thought it was TOO **cold**!

One day **Paul** packed his suitcase and wrote his family a note.

First he visited **Uncle Joe** and his family. They made him very welcome, but **Paul** just didn't fit in.

Next **Paul** went to stay with his cousins **Snow** and **Fang** on **an Ice-berg**. **Paul** got **frozen feet**, so he decided to move on.

After that he arrived at his cousin **Bill's** who lived in **an igloo**. However, **Paul** and the **arctic hares** didn't get on.

On Thursday, he headed off to stay near the **Arctic Ocean** with his cousins **Jack** and **Tom**. It **snowed** a lot! **Paul** hated getting **snowy**, so he decided to leave.

After a while **Paul** reached **Alaska**. It was night time, but **Paul** was afraid of the dark.

Then **Paul** had a great idea. He went to the mountains to visit **Great Aunt Betty's**, but he was lonely, cold, wet and tired.

On Sunday, **Paul** arrived somewhere very **wet** and very **cold**, where everyone was huddled together. He had arrived home and it was perfect.

You are going to write your story in your neatest cursive handwriting and using paragraphs (the example above is already in paragraphs).

Paragraphs are a collection of sentences. They are used in writing to introduce new sections of a story, characters or pieces of information. Paragraphs help readers to enjoy what has been written because they break text up into easy-to-read sections.

You must ensure to check your spelling, use of punctuation and grammar (sentences making sense). As you go, you may wish to add in some adjectives to describe characters and places too.

You can present your story as a simple text with an illustration or you can create a book like Meerkat Mail! It is your story so you present it as you wish. Remember, you have a couple of sessions so take your time and don't rush.

Maths

Today we are going to continue to read scales in divisions of ones, twos, fives and tens but not all numbers on the scale are given. First, you must look carefully and work out (by counting and trailing) if the scale is going up in 1's, 2's, 5's or 10's. Then, once you have worked out the scale you can estimate points in between.

10 40

5 15

6 10

| | | |
|----|----|----|
| | | |
| ml | ml | ml |

| | | |
|-------|-------|------|
| | | |
| 19 ml | 34 ml | 21ml |

What is the difference in temperature between the warmest and coolest rooms?
 °C

goodstuffprimaryresources.com

20 50

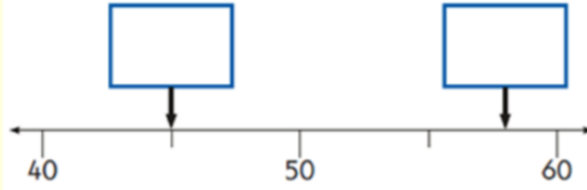
15 20

12 18

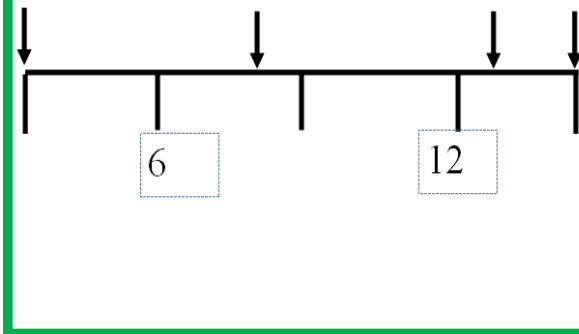
You must think about your 3 times tables to work out challenge 2 and challenge 3.

Challenge 1

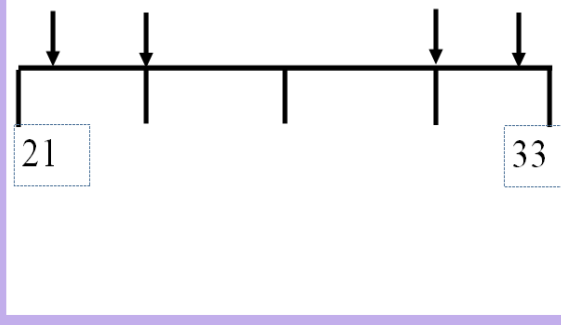
Write the correct number in each box.



Challenge 2



Challenge 3



Practice spelling the words:

Said
Your
Were
Here
There
Where

Spelling Common Exception Words. These words always have tricky parts to them that I have highlighted in red. Sound out the words and you will see what letters (graphemes) are representing the tricky sounds (phonemes).

Spend ten minutes practicing and then get someone to test you. Can you put the words into sentences?