

Monday 20th April

Reading

Read/ listen to the story 'Gorilla'

<https://www.youtube.com/watch?v=wgaCzuFtKol>

Number the sentences below from 1-5 in the order they occur in the text.

The gorilla took Hannah to the zoo.

Hannah was frightened as there was a gorilla in her room.

Hannah went to the zoo with her dad.

The gorilla took Hannah to the cinema.

Hannah and the gorilla went home and danced on the lawn.

Answer true or false for the statements about the text.

Hannah's father didn't have time for her.

Hannah had asked her father for a birthday cake.

Hannah went to the zoo with the gorilla during the night.

The gorilla wore Hannah's clothes.

The gorilla took Hannah for food.

Writing

Use the story of 'Gorilla' to create your own plan for your own story by answering these questions below:

Write down your ideas:

What zoo animal could you use?


Who could you change Hannah to?

Who could you change Hannah's dad to?

Where else could they go instead of the cinema?

Instead of dancing on the lawn when they got back, what else could they do?

Can you create your own front and back cover (including a blurb) for your story? This will be in preparation for writing your own story tomorrow so it would be best to do it on paper.



WHEN YOU'RE LOOKING FOR CHILDREN'S BOOKS,
LOOK FOR THE BEAR. IT'S YOUR GUARANTEE OF QUALITY.



Hannah loves gorillas and longs to see a real one. Unfortunately, her father is always too busy—or too tired—to take her to the zoo. But on the night before her birthday, something extraordinary happens and Hannah's wish finally comes true.

This special anniversary edition celebrates thirty years of a classic picture book by one of the world's most celebrated author-illustrators.

A New York Times Book Review Best Illustrated Children's Book of the Year

A Boston Globe-Horn Book Honor Winner

Winner of the Kate Greenaway Medal

A Horn Book Fanfare Selection

A Kurt Maschler Award Winner

Ages 5–8
0214





CANDLEWICK PRESS
www.candlewick.com



Maths

Tell the time and show the time for 'o' clock. Remember your minute hand (the longest hand) is always on the 12 for 'o' clock.

Write the time under each clock.



Draw the hands on the clock to show the given time.



5 o'clock




11 o'clock

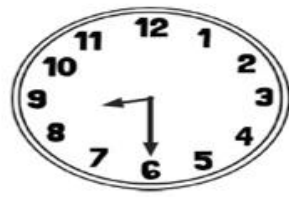


4 o'clock

Tell the time and show the time for half past the hour. Remember your minute hand (the longest hand) is always on the 6 for half past.

Write the time under each clock.







Draw the hands on the clock to show the given time.



half past 4



half past 6



half past 12

Tell the time and show the time for quarter past and quarter to. Remember the minute hand (the longest hand) is always on the 3 for quarter past and always on the 9 for quarter to. Your hour hand is always a little bit past the hour for quarter past and it is a little bit before the hour for quarter to.

Write the time under each clock.









Draw the hands on the clock to show the given time.



quarter past 9



quarter past 2



quarter to 10



quarter to 3

Practice spelling the words:

- Cry
- Fly
- Dry
- Try
- Reply
- July

Spelling the 'igh' sound with the letter 'y'. This is the most common spelling for this sound at the end of words.

Spend ten minutes practicing and then get someone to test you. Can you put the words into sentences?