




How to make a Florence Nightingale lamp

You will need:

Paper
Scissors



Glue
Items for decoration




Take a sheet of A4 paper and fold it in half.



Cut along the fold with straight lines. Make sure you don't go up to the edge. Unfold the paper again.



Take hold of each edge and bring them round to make a cylinder shape. Glue the sides together.



Cut out a strip of paper and stick the ends to the cylinder to make a handle.



You will then have a lamp like Florence Nightingale's!

How could you decorate your lamp? Will you decorate it before or after you glue it together?