



# New Jersey Pathway and Skills Collaborative HEALTH SERVICES INDUSTRY



- ✓ **Contributed nearly \$40.9 billion to the Gross Domestic Product in 2017**
- ✓ **Added 226,800 jobs from 1990 to 2018**
- ✓ **78,300 jobs incremental is projected through 2026**
- ✓ **Employers paid nearly \$28.3 billion in total wages in 2018**

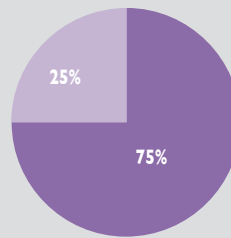


## Industry Analysis

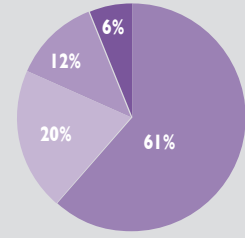
- 22,348 establishments
- 482,900 people employed
- Sector can be divided in three major components:
  1. Hospitals
  2. Nursing and Residential Care Services
  3. Ambulatory Healthcare Services



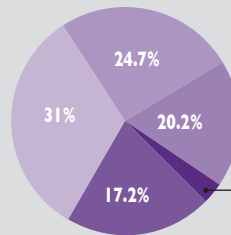
## Demographic Analysis



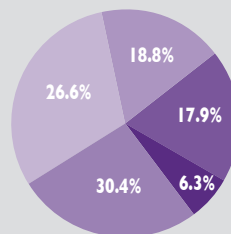
**Gender**  
75% female  
25% male



**Ethnicity**  
61% White  
20% Black  
12% Asian  
6% Other



**Education Level**  
20.2% high school or less  
31% some college/associate degree  
24.7% bachelor's degree  
17.2% master's/professional degree  
2.8% doctoral degree



**Personal Earnings**  
26.6% < \$25,000  
30.4% > \$25,000  
17.9% > \$50,000  
18.8% > \$75,000  
6.3% > \$150,000

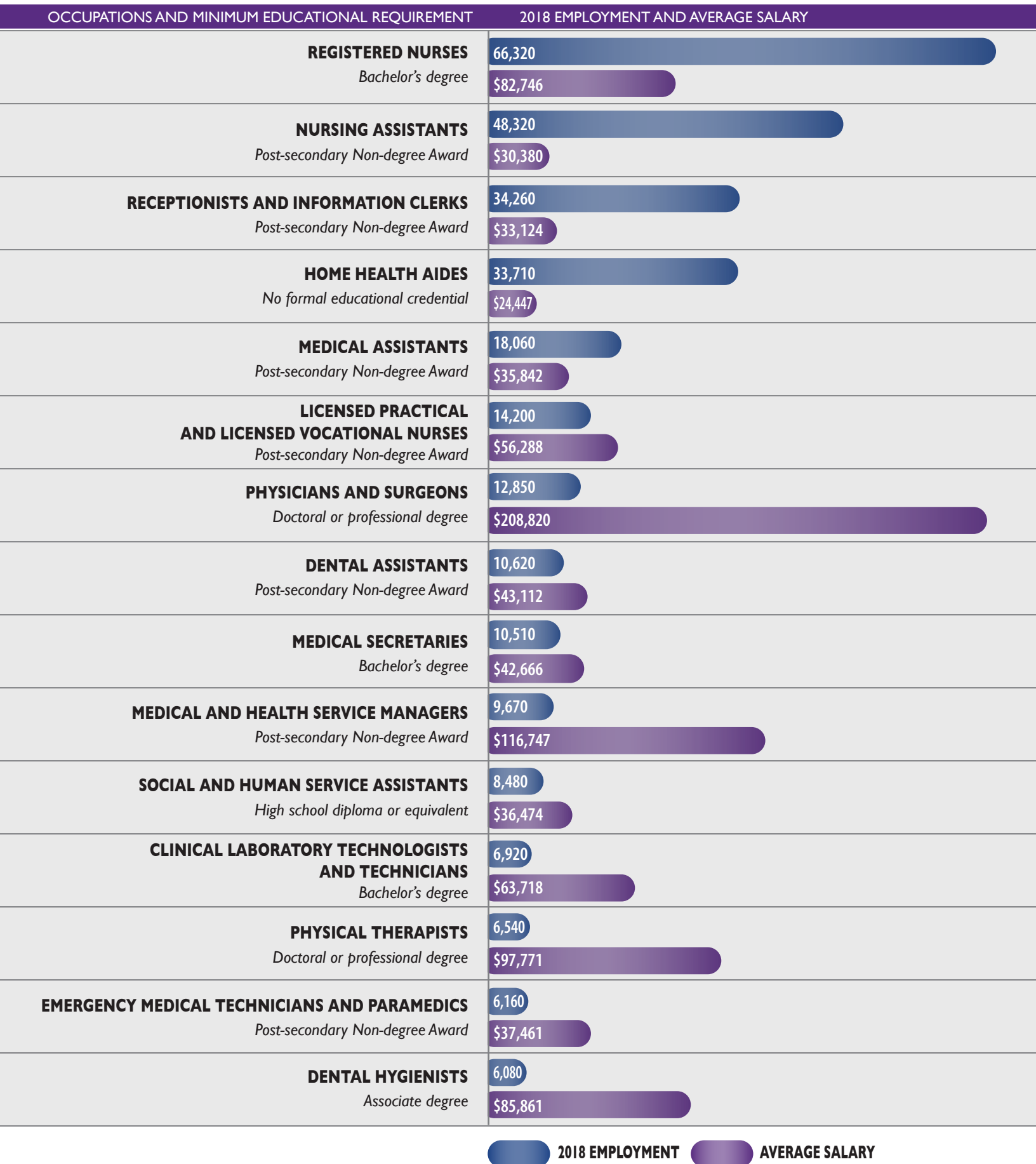


## Trends Analysis

- NJ employs about 1 healthcare worker for every 20 of its residents
- 75 hospitals serve state's population of more than 8.9 million residents
- NJ's aging population has created an increase in nursing and residential care throughout the state
- Number of urgent care facilities has nearly doubled from 139 in 2004 to 260 in 2018

# OCCUPATIONAL ANALYSIS

## 2018 EMPLOYMENT, AVERAGE SALARY AND MINIMUM EDUCATIONAL REQUIREMENT



Source: (Office of Research and Information, New Jersey Department of Labor and Workforce Development)