


Welcome to Middle School Admissions

2019-2020

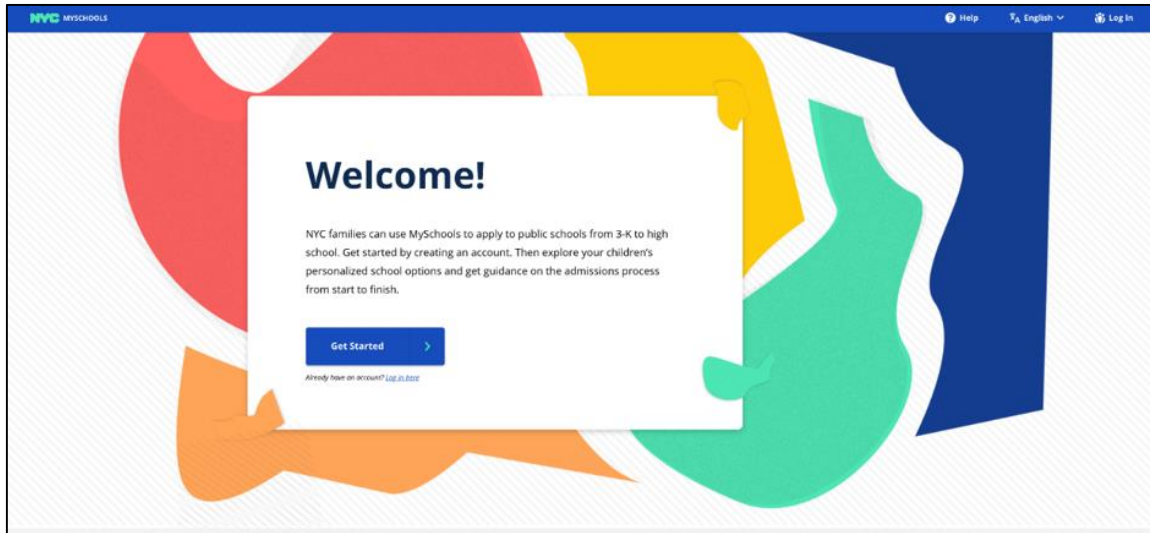
Office of Student Enrollment



How do you apply?

- Early October
 - Access your child's personalized middle school application in MySchools*
 - ***MySchools** is both an online directory and your child's personalized application. It will include as options every middle school that your child is eligible to attend.
- By December 2
 - Add up to 12 programs to the application and place them in your true order of preference
- March
 - 1 offer

How do you apply? (continued)



- Parents/guardians create an account with their personal email addresses.
- To add a child to their account, they will need:
 - Student ID (OSIS)
 - Account Creation Code (letters mailed home; also can be received at current school)

Application support available in Arabic, Bengali, Chinese, French, Haitian Creole, Korean, Russian, Spanish and Urdu.

Access and review your child's application

When you access the application, **be sure to review all information about your child:**

- ✓ Make sure all personal information, including your child's address, is correct.
- ✓ Make sure your child's academic record is complete and accurate.

Need help?

- Talk to your school counselor
- Visit a Family Welcome Center
- Call us at **718-935-2009**

If you see anything on your application that is inaccurate, contact your child's current elementary school as soon as possible.

What schools can I apply to?

When you log into MySchools, you will have a personalized list of schools to choose from. All DOE public schools that your child can apply to will be included:

- **Your Zoned School**
 - Learn if you have a zoned middle school at schools.nyc.gov/Find-a-School
- **District Schools**
 - Children who live in one district and attend school in another are eligible to apply to district schools in both districts.
- **Boroughwide Schools**
- **Citywide Schools**

Charter schools have a separate admissions process and are not part of the middle school application.

Choose schools for your child's application

Explore your middle school options in MySchools and add programs to your application.

How do you choose where to apply? Consider the following:

- How will your child get from home to school each day? Visiting the school is a good way to see what this trip is like and how long it takes!
- What makes the school special? Are there specific academic courses, clubs, activities, or sports that appeal to you and your child?
- How many students go to the school?

How do students get middle school offers?

- **Choices on the Application**

- The programs you include in your child's application AND the order in which they are placed

- **Admissions Priorities**

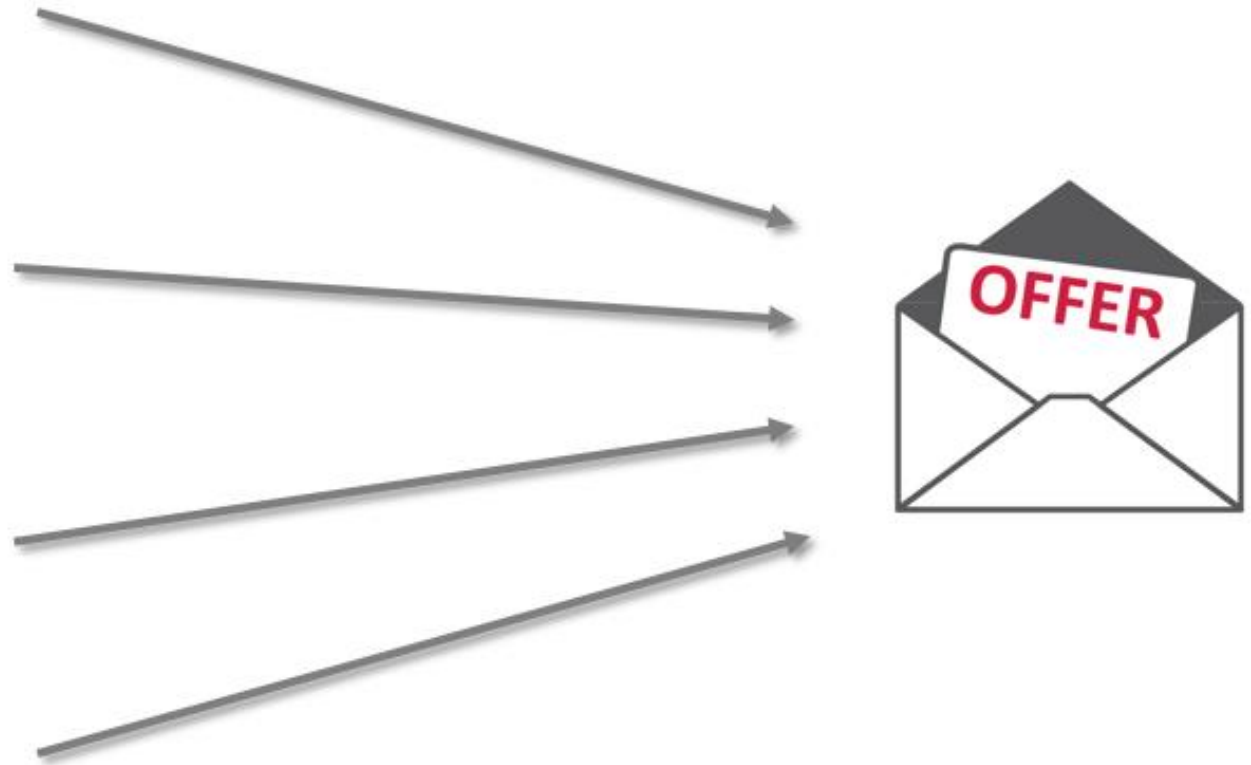
- The order in which groups of applicants are considered

- **Admissions Methods**

- How students are matched to seats

- **Seat Availability**

- The number of seats available for applicants



Complete your child's application

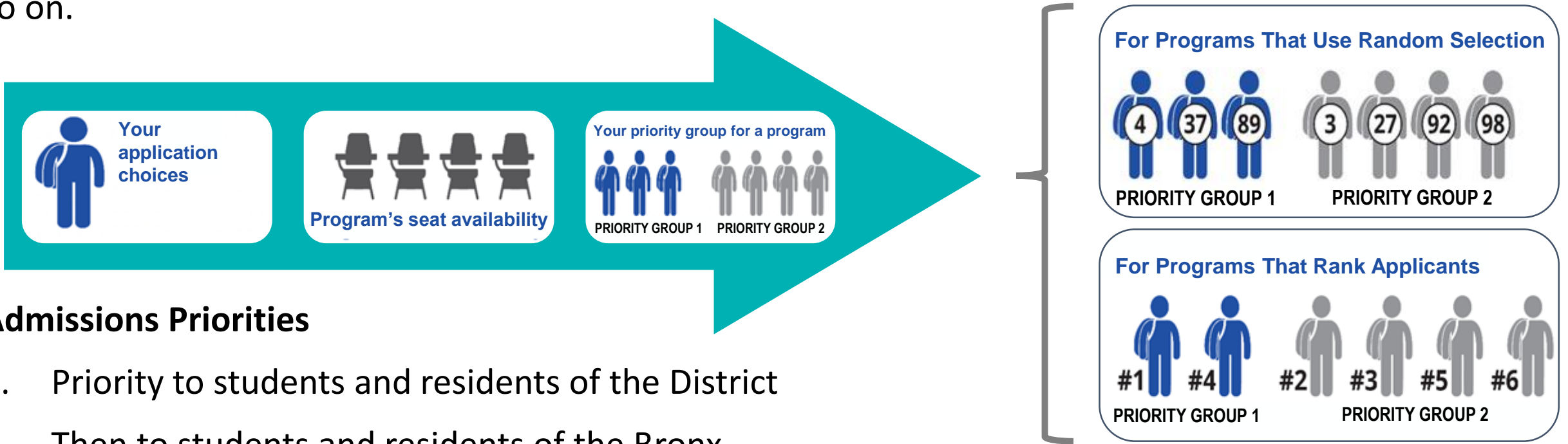
- Add up to 12 program choices to your child's application. If a school has multiple programs, you may apply to one program or more than one program at that school.
- Be sure to place them in your true order of preference, with your favorite program as #1.
- Family applications drive the admissions process. The most important thing you can do is submit a full application with the programs you would most like your child to attend.
- Submit the application by **December 2, 2019**.

Complete your child's application

- **TIP** | After adding your favorite programs, consider adding more choices to your application.
- **TIP** | Rank programs you'd prefer to your zoned or continuing school higher than your zoned or continuing school.
- Remember, if you do not receive an offer to a program from your application, you will be matched to a program with availability in your district.

Admissions Priorities

At some schools, students are considered in groups. All students in the first priority group will be considered first. If seats are available, students in the second priority group will be considered next, and so on.



Admissions Priorities

1. Priority to students and residents of the District
2. Then to students and residents of the Bronx

*This means that **All students who live or go to school in the District** that list this program on their application will be considered before **other Bronx students** who list this program on their application.*

Admissions Methods

An admissions method is the way a program considers applicants for available seats. These admissions methods **do not** see any academic information:

- **Zoned**

- Based on address

- **Open**

- Random selection

- **Limited Unscreened**

- Random selection, but students will move into a higher priority group by signing in at a school event

TIP | If applying to a “Limited Unscreened” program, visit and sign in!

Admissions Methods (continued)

An admissions method is the way a program considers applicants for available seats. These admissions methods **do** see academic information:

- **Screened**

- School ranks students based on fourth-grade attendance, state tests, and grades. Additional requirements may exist

- **Screened for Language**

- Based on students' home language, language proficiency, and/or years living in the US

- **Composite Score**

- Students are admitted based on a score that's calculated using fourth-grade report cards, state tests, attendance, and behavior

For the most up-to-date information on how students are selected for these programs, please contact middle schools directly.

Offers and Waitlists

- All students will receive a single middle school offer in March.
- Starting this year, families who would like to pursue a different offer than the one they receive in March will be able to use waitlists.
- Students are automatically added to the waitlist for any program(s) they ranked higher than the one they received an offer to.
- Families can add themselves to waitlists in MySchools.
- **The most important thing families can do is complete a quality middle school application.**
- More information on waitlists will come with your offer letter in March.

Key Dates

Fall	Attend open houses and middle school fairs Contact schools directly to learn when to visit.
Early October	Access the middle school application in MySchools
December 2	Apply to middle school by December 2, 2019
March	Get your child's middle school offer

Resources

Learn more

- Middle school admissions email newsletter
| schools.nyc.gov/Connect
- Find Your zoned school
| schools.nyc.gov/Find-a-School

Get help with your application

- Your school counselor
- Visit a Family Welcome Center
| schools.nyc.gov/WelcomeCenters
- Office of Student Enrollment
| 718-935-2009