

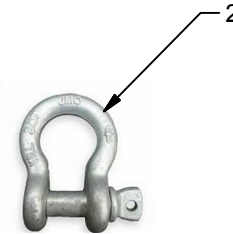
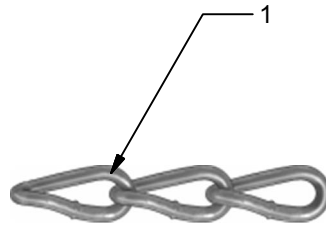

NOTES:

1. FOR FLOATING WOOD FLOORS ONLY:

- a) Remove flange from floor anchor (4, FP-89) before installation.
- b) Refer to FP-100 instructions for details on installation of floor anchor and brass cover plate (5, FAC-101B).

2. FOR ALL OTHER FLOOR TYPES:


- a) Brass cover plate (5, FAC-101B) is only necessary for installations with floating wood floors. May be discarded when installing kit in all other floor types.
- b) Refer to FP-89 instructions for details on installation of floor anchor.



ITEM	QTY	PART #	REV	DESCRIPTION
1	1	CN0010	N/A	8" LONG TWISTED STEEL MACHINE CHAIN
2	2	HM242	N/A	SHACKLES GALV FORGED 1/4" WITH SCRW PIN
3	1	HB202	N/A	1/2"-13 x 1-1/2" EYEBOLT STEEL W/ SHLDR
4	1	FP-89	N/A	FLOOR ANCHOR
5	1	FAC-101B	N/A	BRASS COVER PLATE ASSEMBLY

976 Hartford Turnpike
Waterford, CT 06385 USA
(800)243-0533 Fax: (800)988-3363
www.jaypro.com

MODEL NUMBER: PBELKIT		CHECKED BY: WVB	
PRODUCT NAME: PBEL ANCHOR KIT FOR ALL FLOOR TYPES - SUPPLIED WITH PBEL96			
DATE: 3/6/2012	REV: -	DRAWN BY: Moune T.	SHEET: 1 OF 1




ITEM	QTY	PART #	REV	DESCRIPTION
1	1	CN0010	N/A	8" LONG TWISTED STEEL MACHINE CHAIN
2	2	HM242	N/A	SHACKLES GALV FORGED 1/4" WITH SCRW PIN
3	1	HB202	N/A	1/2"-13 x 1-1/2" EYEBOLT STEEL W/ SHLDR
4	1	FP-100	N/A	FLOOR ANCHOR



976 Hartford Turnpike
 Waterford, CT 06385 USA
 (800)243-0533 Fax: (800)988-3363
 www.jaypro.com

MODEL NUMBER: PBELKIT-100		CHECKED BY: WVB	
PRODUCT NAME: PBEL ANCHOR KIT FOR FLOATING WOOD FLOOR ONLY			
DATE: 3/6/2012	REV: -	DRAWN BY: Moune T.	SHEET: 1 OF 1



ITEM	QTY	PART #	REV	DESCRIPTION
1	1	CN0010	N/A	8" LONG TWISTED STEEL MACHINE CHAIN
2	2	HM242	N/A	SHACKLES GALV FORGED 1/4" WITH SCRW PIN
3	1	HB202	N/A	1/2"-13 x 1-1/2" EYEBOLT STEEL W/ SHLDR
4	1	FP-89	N/A	FLOOR ANCHOR



976 Hartford Turnpike
 Waterford, CT 06385 USA
 (800)243-0533 Fax: (800)988-3363
 www.jaypro.com

MODEL NUMBER: PBELKIT-89
 CHECKED BY: WVB

PRODUCT NAME:
 PBEL ANCHOR KIT FOR ALL FLOORS EXCEPT FLOATING WOOD

DATE: 3/6/2012	REV: -	DRAWN BY: Moune T.	SHEET: 1 OF 1
-------------------	-----------	-----------------------	------------------