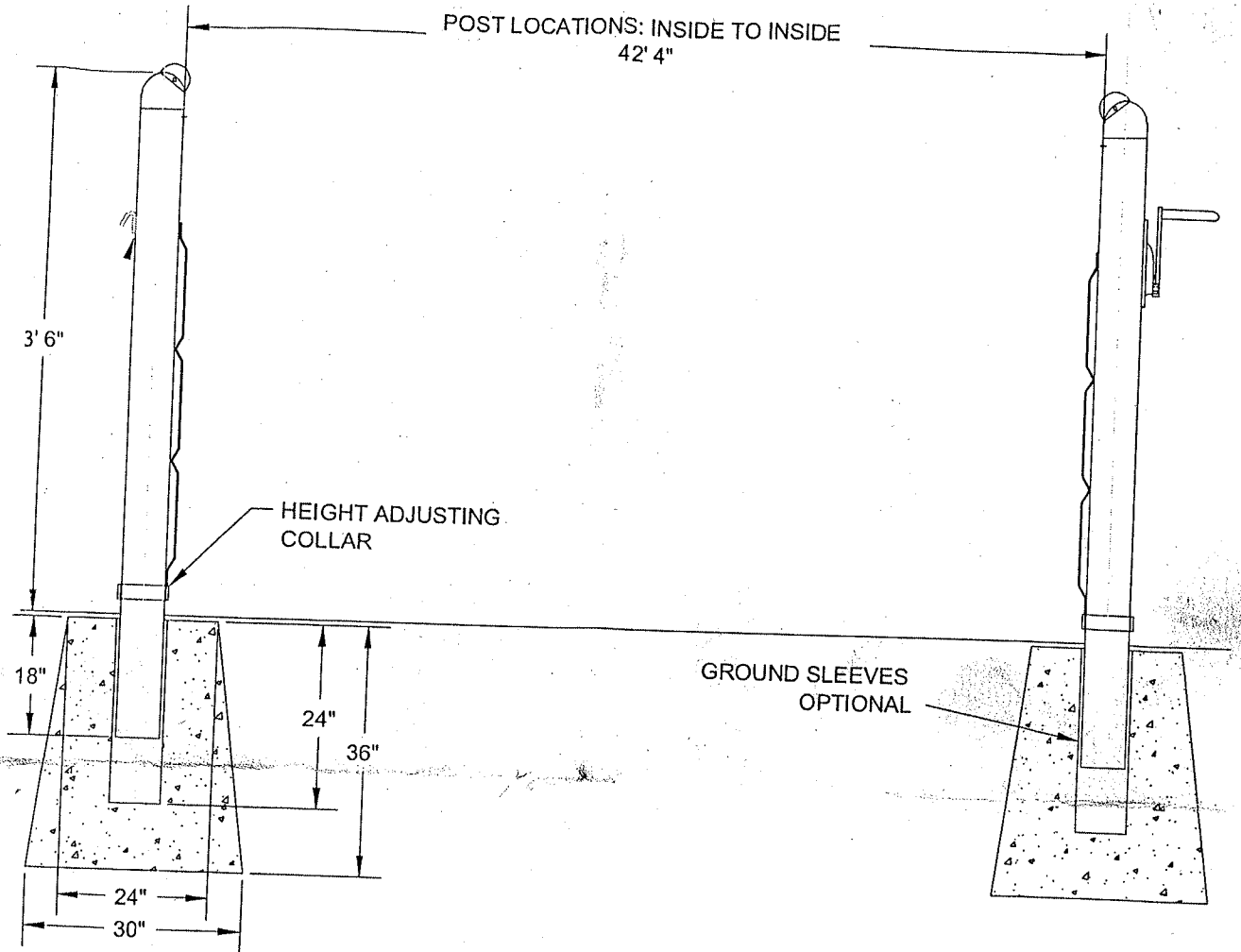


# SQUARE TENNIS POST

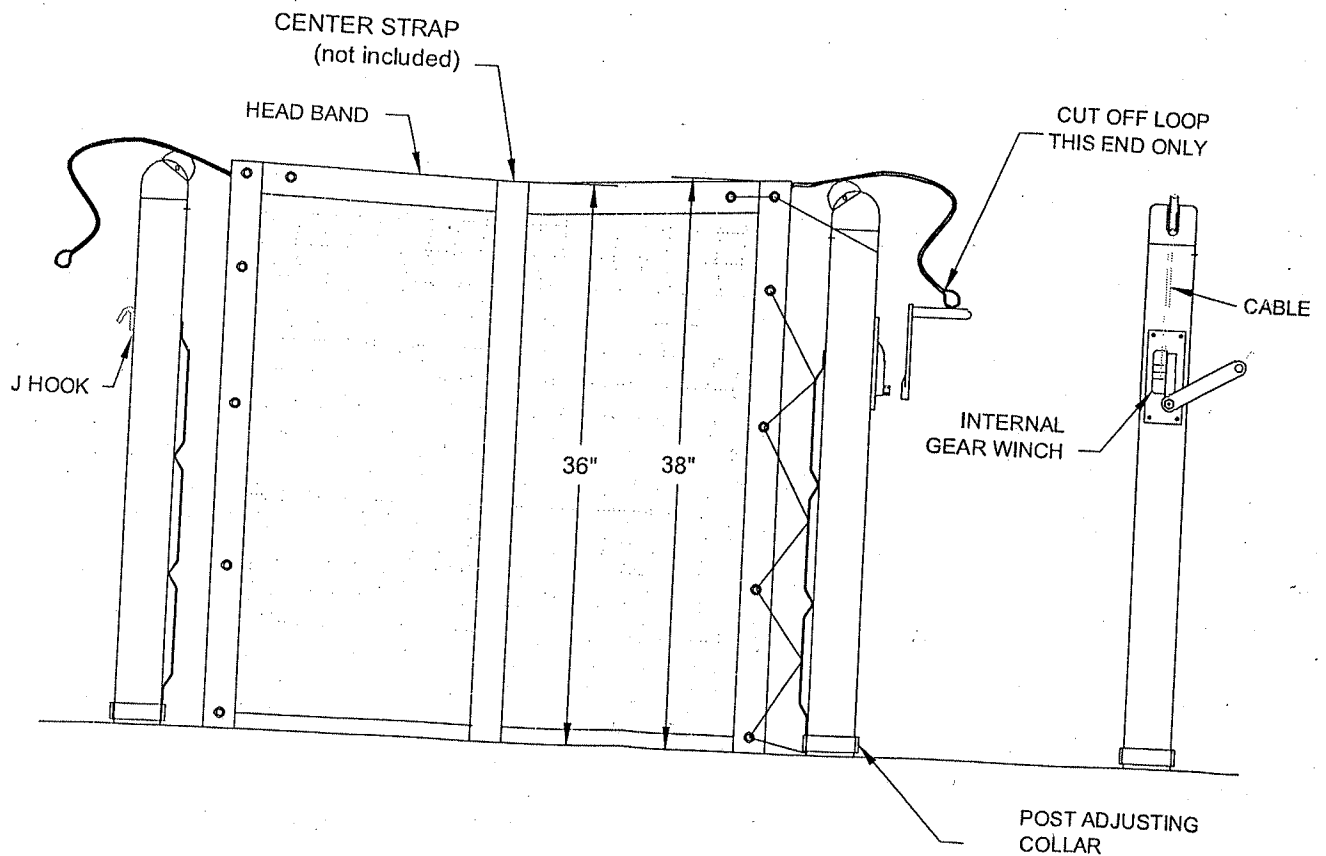
STP-200 BLACK  
STP-200 GREEN

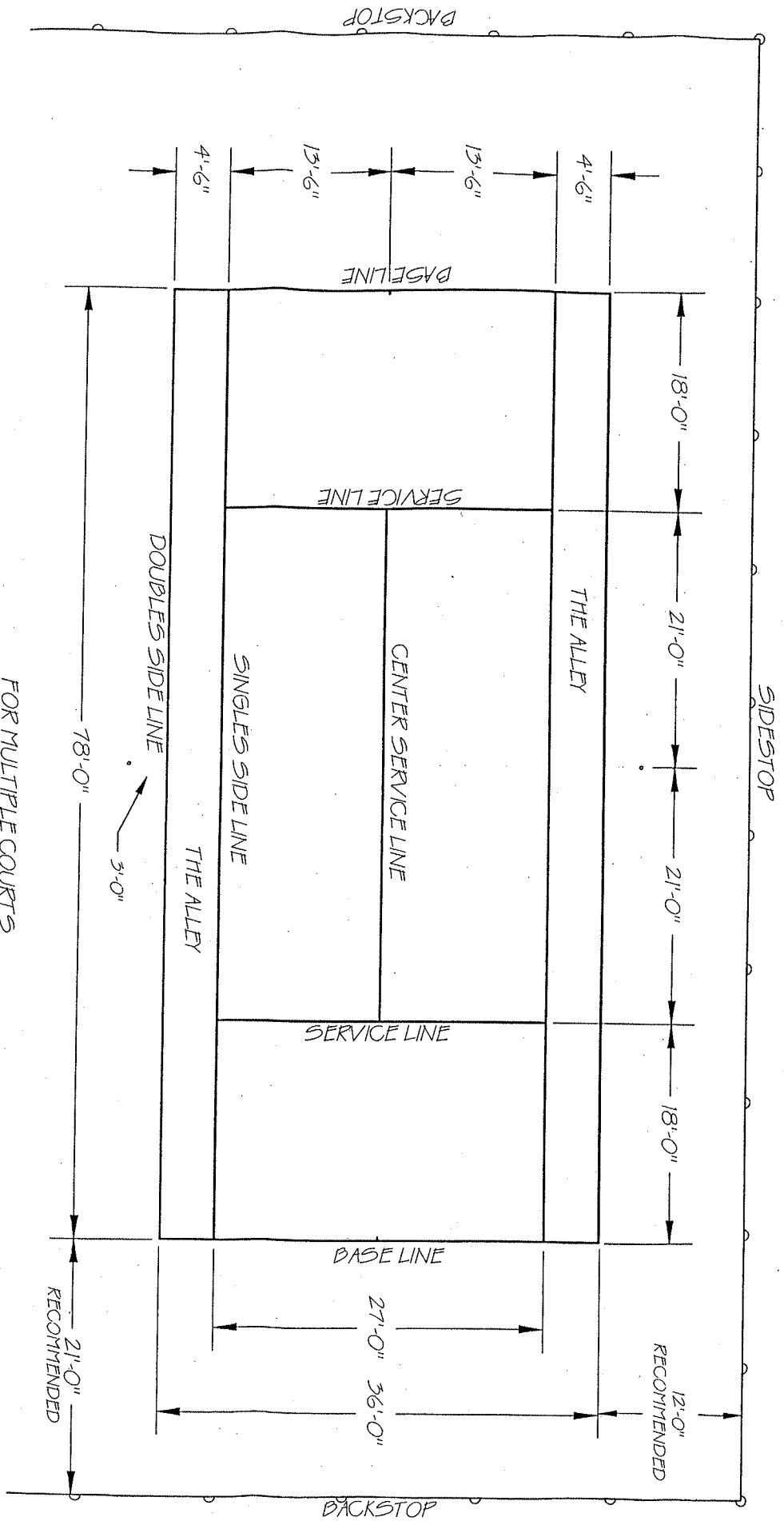


1. When installing Post,, make sure the height of the post is 1" above the net cord. The height will be about 3'6" above the court surface.
2. Ground sleeves are recommended because they allow easy removal of the posts for maintenance, etc.
3. Without Optional Ground Sleeves: Anchor each post in a block of concrete as shown in the diagram. Pour the concrete into a bell-shaped hole 24 inches in diameter at the top and 30" in diameter at the bottom. Make the hole at least 36 inches deep.
4. For Optional Ground Sleeve: While pouring the concrete hold the ground sleeve in place, plugged end down. Use a plumb line to set the sleeve pointing up. Let concrete dry. Carefully set the post in ground sleeves.
5. Adjust height of Post and lock in place with the Adjusting Collars at the base of each post.
6. To extend the life of the system, remove the Net and Post during the off season and insert ground sleeve plugs to prevent moisture and debris from getting inside.

## Net Installation:

1. Stretch out the net across the court.
2. Since this Post is internally wound, cut off the loop at one end of the cable for the take up side. Insert the plain end over the pulley and down into the post, threading it through the barrel of the winch.
3. Attach the loop on the other end of the cable to the hook on the outside of the static post.
4. Turning the handle clockwise, crank up cable so center of the net is approximately 38".  
**DO NOT OVER TIGHTEN .**
5. Square up the Net and tie off the head band around each post.
6. Lace rest of the Net to the post using the black lacing cord through the grommets on the end bands and the lacing rods on the side of the posts.
7. If using a center strap, adjust the height at center to 36".
8. Your installation is now complete and your net is ready for play.





ALL LINES ARE 2" WIDE PLUS OR MINUS 1/4"  
 BASELINE ARE ALLOWED TO BE 4" WIDE

FOR MULTIPLE COURTS  
 THE USTA RECOMMENDS 12' BETWEEN THE DOUBLES SIDE LINES  
 MOST OTHER ORGANIZATIONS ALLOW FOR USING THE NET POST  
 BETWEEN COURTS TO BE USED FOR BOTH COURTS (6'-0" BETWEEN  
 DOUBLE SIDE LINES) REFER TO THE APPROPRIATE RULING BODY  
 FOR PROPER SETUP.

THESE SPECIFICATIONS ACCORDING  
 TO THE UNITED STATES TENNIS ASSOCIATION