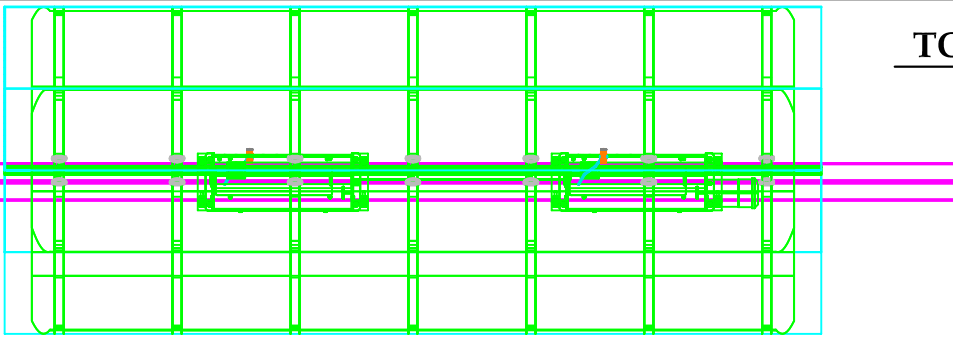
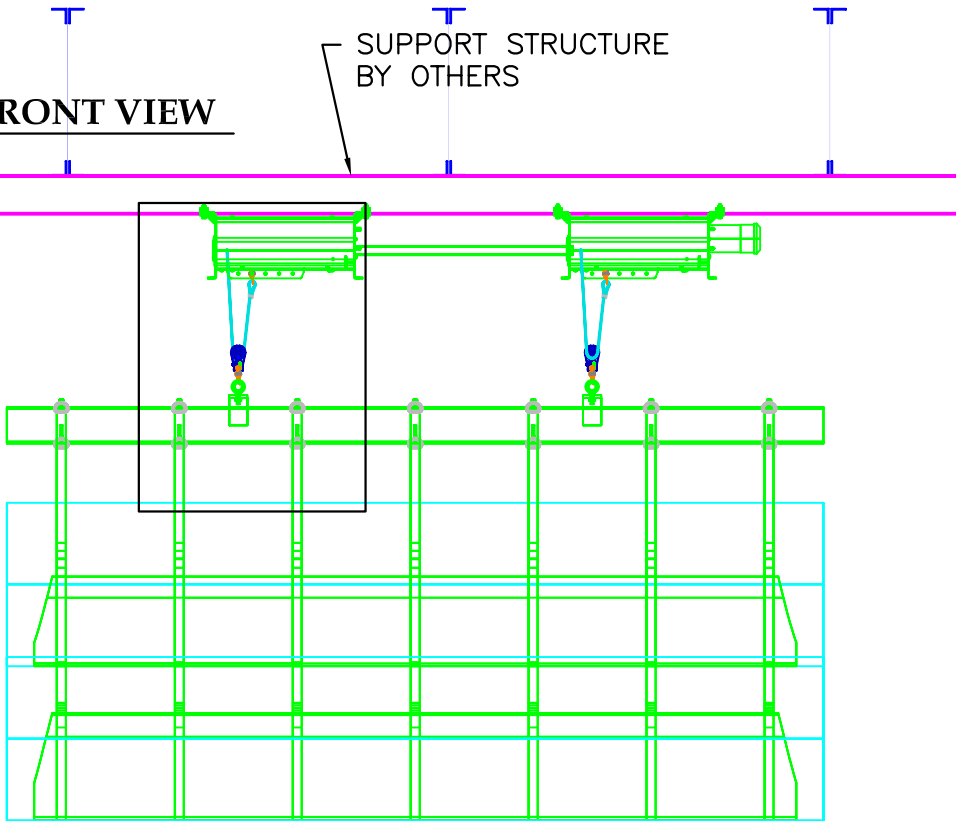


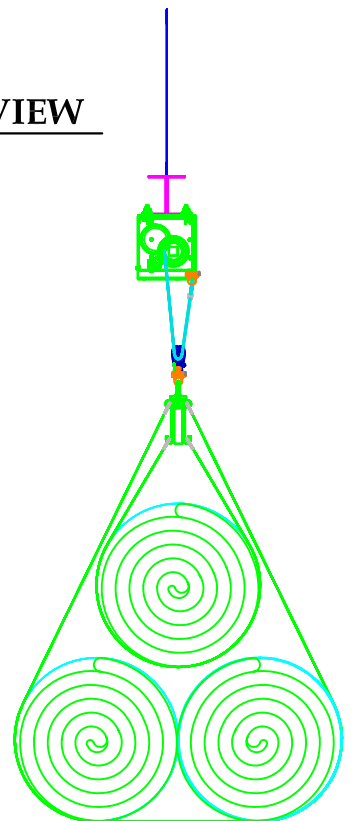
TOP VIEW



FRONT VIEW



END VIEW



REQUIRED INFORMATION:

1. Power Supply:
 - 208v - 3 phase
 - 230v - 3 phase
 - 480v - 3 phase
2. Elevation of Structure:

(From finished floor)

Beam #1: _____

Flange Size: _____

(Unit must be mounted on one continuous and level beam)
3. Sling color:

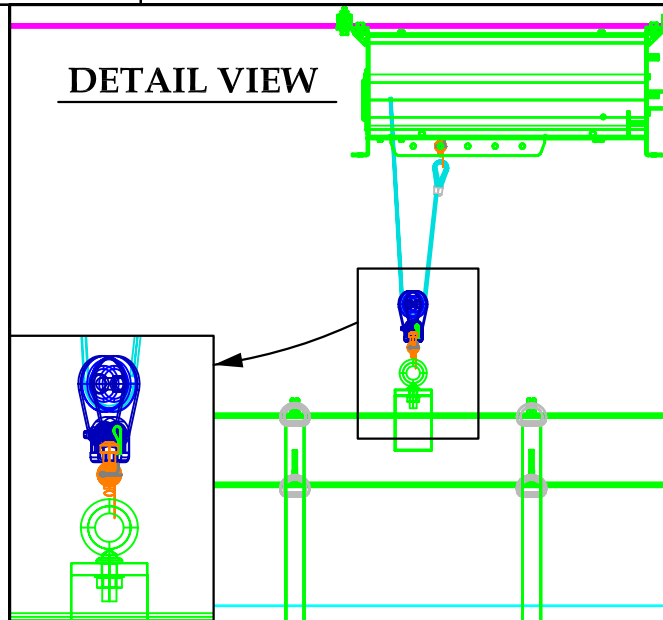
<input type="radio"/> Red	<input type="radio"/> Blue
<input type="radio"/> Yellow	<input type="radio"/> Green
<input type="radio"/> Orange*	<input type="radio"/> Brown*
<input type="radio"/> Black	<input type="radio"/> Gray
<input type="radio"/> Light Blue	

*Some colors will incur additional Cost
4. Optional Equipment:
 - PL-2000 MatLok Safety Strap

(Two (2) MatLoks required per system)

***NOTE: STRUCTURAL SUPPORTS MUST BE DESIGNED BY ARCHITECT OR STRUCTURAL ENGINEER. STRUCTURE IS SUPPLIED BY OTHERS (NOT JAYPRO) AND MUST BE CAPABLE OF SUPPORTING SPECIFIED LOADS (SEE SYSTEM WEIGHT TABLE).**

DETAIL VIEW



REV.	DESCRIPTION	DATE	BY
A	REVISED WINCH DESIGN	3/10/06	KMT
A1	CHG'D BEAM ELEVATION NOTE	4/3/06	KMT

**MINI SECURELIFT™
(STACKED MODEL)
CEILING SUSPENDED**



DRAWING NAME / PART NO.: MH-M-A	
DRAWN BY: KMT	CHK'D BY: WVB
ISSUE DATE: 6/14/05	REV DATE: 4/3/06
SHEET: 1 OF 2	REV. A

COPYRIGHT 2003
JAYPRO SPORTS, LLC.
ALL RIGHTS RESERVED

THIS PRINT IS THE PROPERTY OF JAYPRO SPORTS, LLC.
AND MAY NOT BE REPRODUCED WITHOUT WRITTEN PERMISSION

www.jaypro.com
976 HARTFORD TURNPIKE
WATERFORD, CT 06385 USA

Jaypro Mini-SecureLift™ Mat Storage System

Model MH-M-A for Single Wrestling Mat

Stationary system, overhead structure supported. Synchronized mat lifting system for storage, raising and lowering of one (1) 42' x 42' or 45' x 45' wrestling mat in three separate sections.

MAT STORAGE SYSTEM WEIGHT	
WINCHES & ATTACHMENTS	500 LBS
LOAD BAR	220 LBS
SINGLE SLING & STRAPS	100 LBS
1x MAT (45' x 45' @ 1 LB / FT ²)	2025 LBS
15% LOAD SAFETY FACTOR	425 LBS
TOTAL SYSTEM WEIGHT	3270 LBS

General Specifications:

The dual hoist design consists of two (2) custom designed winches in a 'master/slave' configuration that mount directly to structure (supplied by others). The dual hoist design can be easily installed in any type of building. Structural support members, to be designed by the architect and/or structural engineer, and supplied by and installed by others (Jaypro is not responsible), to meet building requirements and all applicable codes. Structure must be capable of supporting total weight of mat hoist system as specified in above table. All hoisting / lifting hardware and components are designed with a minimum of 5:1 factor of safety.

Unit is powered by one (1) 1.5 HP winch and controlled via integrated motor contactors. Winches are mounted to existing support structure (provided by others) by way of four (4) ½" diameter high strength bolt and beam clamp assemblies (1300 lb min tensile strength per bolt). Winches raise and lower the load bar by means of two (2) 5/16", 6x37, steel cables (8520 lb. breaking load). Mats are raised and lowered at a rate of no less than 11.5 feet per minute. Unit to be controlled by a single 3-position momentary key switch (2 key switches not required), which shall be located in an area with full visibility of the mat hoist system during its entire lifting cycle. Includes an audible motion alarm which sounds when unit is operated.

Load Bar Specifications:

The load bar is constructed of 2" x 8" heavy walled rectangular steel tube, 15' long. Bar has steel 'J' hooks welded at evenly spaced intervals. Bar is provided in one complete section. All welds are by certified welders.

Sling Specifications:

Sling fabric to be vinyl-coated polyester base material with sewn in straps. Strap material to be 2" wide, 3000 lb. breaking strength. Straps are to be sewn into vinyl at even intervals, and contain a sewn-in heavy duty 'D'-ring at each end for attachment to load bar. Vinyl fabric is fire retardant, meeting California State Fire Code (F31.5, F-140).

Winch Specifications:

1.5 HP, instantly reversing, 208/230/480 volt, three phase electric motor utilizing a 3-wire control system. Drum shall be grooved for a 5/16" 6x37 cable. Drum shall be supplied with a pressure cable roller, with torsion spring tensioning, to ensure that the cable 'tracks' in the drum grooves even under slack cable conditions. The winch shall be direct drive, require no oil bath, and contain no 'V' belts or chains. It shall have a uni-directional worm brake, as well as a dynamic safety brake, which together with the inherently locking worm drive assures positive dynamic braking and reliable holding of the cable drum. Each winch has an integral adjustable upper and lower travel limit switch.

Wiring Specifications:

The 3 position key switch shall be located in clear view of the mat hoist to ensure unobstructed view during operation. Wiring of all electrical components shall be in accordance with national and local electrical codes, as well as specific wiring instructions provided by Jaypro. All wiring, conduit and miscellaneous electrical components shall be provided and installed by the electrical contractor.

Optional Equipment – MatLok™ Safety Strap:

The PL2000 MatLok™ safety strap is a fail-safe and self-checking fall arrester for the load bar and suspended mats. This is an optional but highly recommended piece of equipment that will catch the suspended load from falling should the cable break or other supporting component fail. MatLok™ is supplied with all necessary hardware and fittings to attach unit to a flanged beam. Unit features a heavy duty strap with a breaking strength of 10,000 lbs, with sewn on maximum travel and visual safety indicators. The MatLok™ unit has a 10 year warranty and has been tested and validated by an international testing laboratory.

Note: Jaypro will not fabricate without written approval. Signature required for confirmation that building structure has been sufficiently tested or analyzed to ensure adequate support is present for the SecureLift™ system, not for endorsement of any or all of Jaypro's specific design features listed above.

Job Name: _____ Date: _____

Architect: _____ Contractor: _____

