



US007972210B2

(12) **United States Patent**
Gallagher

(10) **Patent No.:** **US 7,972,210 B2**

(45) **Date of Patent:** **Jul. 5, 2011**

(54) **ELECTRONIC SLOT MACHINE**
(76) Inventor: **Leo A. Gallagher**, Agoura, CA (US)
(*) Notice: Subject to any disclaimer, the term of this patent is extended or adjusted under 35 U.S.C. 154(b) by 805 days.

(21) Appl. No.: **11/481,555**

(22) Filed: **Jul. 6, 2006**

(65) **Prior Publication Data**

US 2007/0010317 A1 Jan. 11, 2007

Related U.S. Application Data

(60) Provisional application No. 60/696,753, filed on Jul. 6, 2005.

(51) **Int. Cl.**
A63F 13/00 (2006.01)

(52) **U.S. Cl.** **463/31; 463/16; 463/20; 463/30; 463/34; 273/138.1; 273/139**

(58) **Field of Classification Search** 273/121 B, 273/120 A, 138.1, 138.2, 139, 141 A, 142 B, 273/142 C, 142 J; 463/1, 36, 42-43, 10-13, 463/16-21, 23, 25-27, 29-34; *A63F 13/00*
See application file for complete search history.

(56) **References Cited**

U.S. PATENT DOCUMENTS

5,655,965	A *	8/1997	Takemoto et al.	463/20
5,833,536	A *	11/1998	Davids et al.	463/11
5,836,819	A *	11/1998	Ugawa	463/30
6,095,921	A *	8/2000	Walker et al.	463/20
6,270,411	B1 *	8/2001	Gura et al.	463/20
6,443,837	B1 *	9/2002	Jaffe et al.	463/16
6,551,187	B1 *	4/2003	Jaffe	463/20
6,554,704	B2 *	4/2003	Nicastro et al.	463/20
6,579,178	B1 *	6/2003	Walker et al.	463/20
6,656,040	B1 *	12/2003	Brosnan et al.	463/16
6,656,046	B1 *	12/2003	Yoseloff et al.	463/20
6,761,632	B2 *	7/2004	Bansemer et al.	463/16

6,786,818	B1 *	9/2004	Rothschild et al.	463/20
6,921,331	B2 *	7/2005	Gatto et al.	463/6
6,994,625	B2 *	2/2006	Falciglia, Sr.	463/20
7,160,187	B2 *	1/2007	Loose et al.	463/20
7,316,609	B2 *	1/2008	Dunn et al.	463/16
7,413,511	B2 *	8/2008	Seelig et al.	463/22
7,438,639	B2 *	10/2008	Osawa	463/20
7,445,547	B2 *	11/2008	Suzuki	463/16
7,695,365	B2 *	4/2010	Casey	463/20
7,874,900	B2 *	1/2011	Ward et al.	463/9
7,874,909	B2 *	1/2011	Pryzby et al.	463/20
2002/0119818	A1 *	8/2002	Savio et al.	463/20
2002/0151360	A1 *	10/2002	Durham et al.	463/30
2003/0064779	A1 *	4/2003	Suda	463/20
2003/0083120	A1 *	5/2003	DeWall et al.	463/16
2003/0119578	A1 *	6/2003	Newson	463/20
2004/0140612	A1 *	7/2004	Sines et al.	273/121 B
2005/0049029	A1 *	3/2005	Gazdic et al.	463/20
2005/0130732	A1 *	6/2005	Rothschild et al.	463/20
2006/0154717	A1 *	7/2006	Jackson	463/20
2007/0207847	A1 *	9/2007	Thomas	463/17
2010/0225742	A1 *	9/2010	Shelton et al.	348/43

* cited by examiner

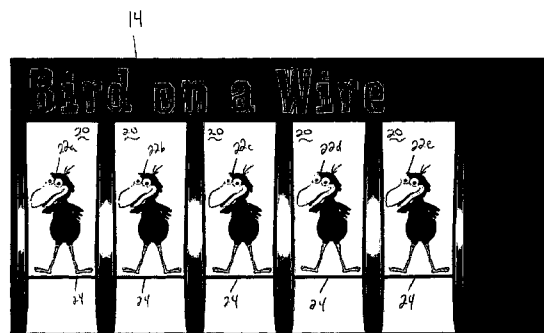

Primary Examiner — Arthur O. Hall

(74) *Attorney, Agent, or Firm* — Carlson, Gaskey & Olds, PC

(57) **ABSTRACT**

An improved slot machine provides a plurality of animated scenes, the outcomes of which determine whether the player has won. The slot machine provides some of the traditional elements of a slot machine but with improved entertainment replacing the spinning reels. Scenes may depict objects that are moving toward a line, which is reminiscent of the line in the traditional slot machine, but in this case represents something physical with which the objects interact. For example, the objects could be birds that are falling/flying down onto a wire. In another example, the objects are freely falling onto the ground or floor. The scenes depict several possible outcomes of the interaction between the objects. Based upon the resulting outcomes (e.g. matching outcomes, like a traditional slot machine) the player wins or loses.

52 Claims, 5 Drawing Sheets



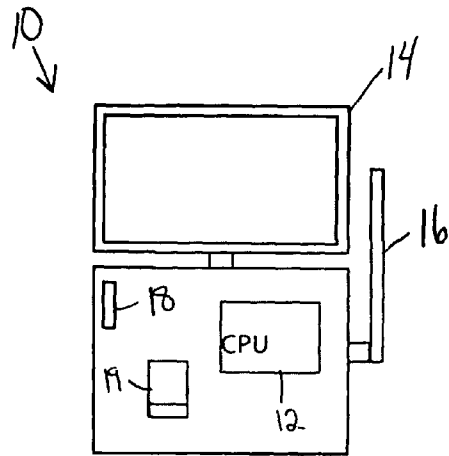


Figure 1

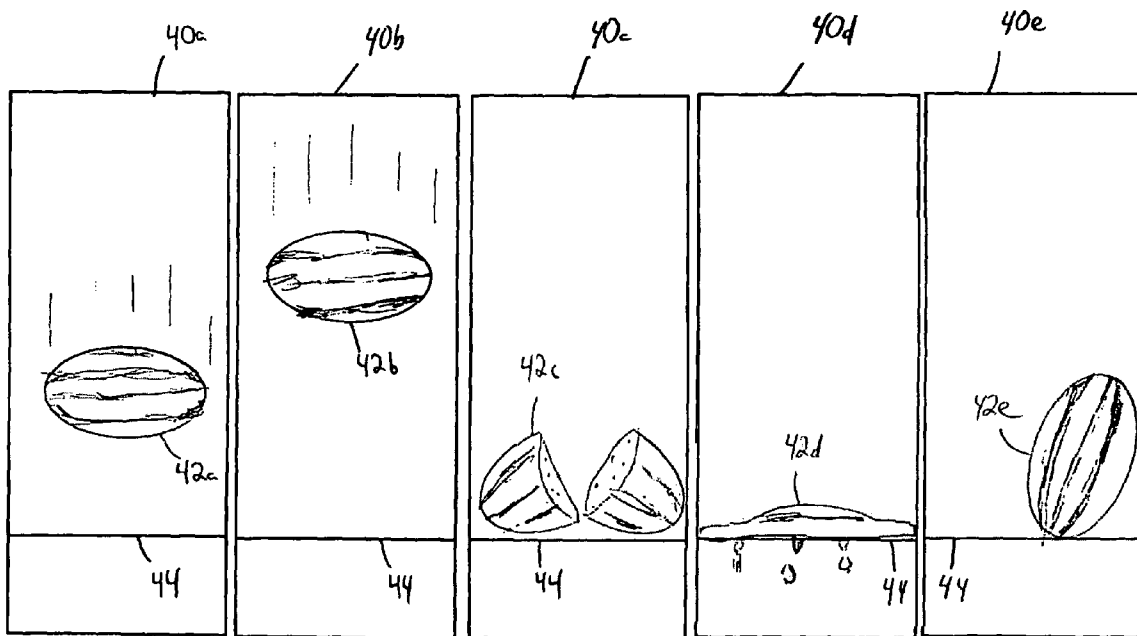


Figure 6

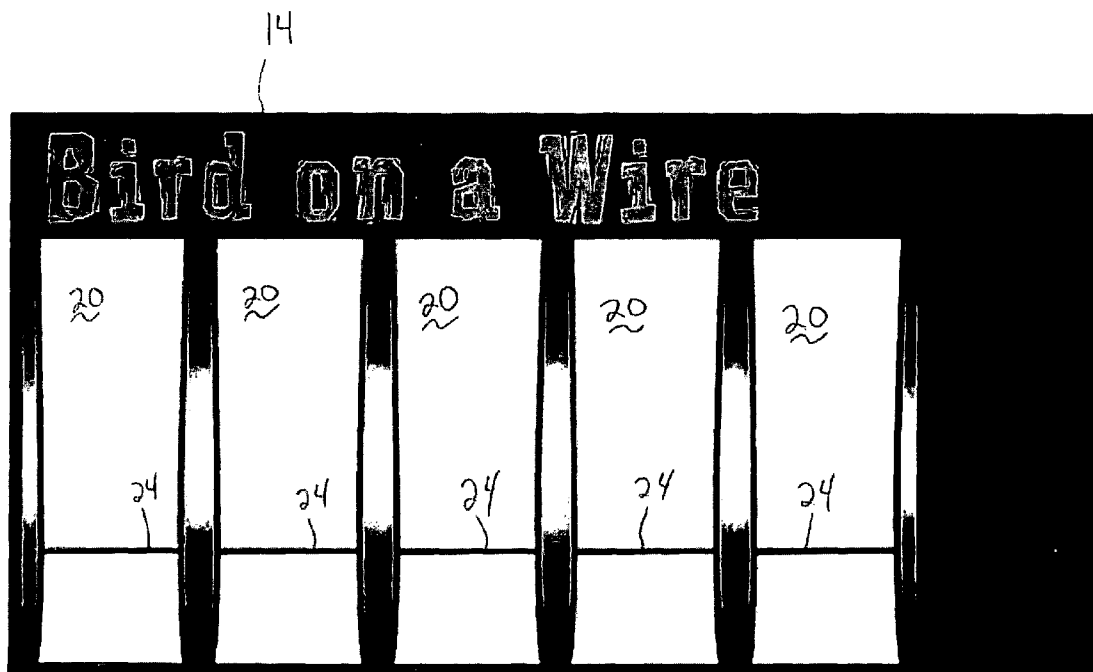


Figure 2




Figure 3




Figure 4




Figure 5

ELECTRONIC SLOT MACHINE

This application claims priority to U.S. Provisional Application Ser. No. 60/696,753, filed Jul. 6, 2005.

BACKGROUND OF THE INVENTION

This invention relates to a slot machine with improved entertainment for the player.

Slot machines are among the most popular games at casinos. In early mechanical machines, the player inserts a coin or token into a slot and pulls a lever. The slot machine spins a plurality of reels (usually between three and five reels) each having a variety of symbols along their outer circumference. The player wins or loses depending upon whether the symbols that come to rest at the front of each reel match, usually above some "line" at the front of the slot machine. More particularly, the player wins or loses (or the amount that the player wins) depends upon how many of the reels resulted in matching symbols. The amount the player wins may also depend upon which symbols were matched.

The early slot machines were entirely mechanical. The random occurrence of each symbol was determined only by when the reels happened to come to a stop (or, more specifically, when they were braked to a stop). With the advent of electronics and microprocessors, the random selection was determined in electronic circuits. Electronic controls spun the reels and stopped them where the electronic circuits indicated that they should be stopped. In other words, the reels were simply a means of displaying the random output of the electronics and were not actually involved in the determination of the outcome.

In some slot machines, even the traditional mechanical reels have been replaced with less expensive, easier-to-maintain electronic video displays. However, for the most part, slot machine manufacturers have simply mimicked the old, mechanical slot machines. The video display displays rotating reels in an attempt to provide the player with the traditional look and feel of an old mechanical slot machine. Some machines have provided additional animation only in a "bonus" round, where a random activity, such as a fisherman randomly hooking fish with different values, is animated on the video display.

This may be acceptable for players who are only looking for a nostalgic slot machine experience; however, there are generations of potential slot machine players who grew up playing video games with much more complicated computer generated graphics. For these potential slot machine players, simply replicating the limitations of the old mechanical slot machines is unacceptable and uninteresting.

SUMMARY OF THE INVENTION

In one embodiment according to the present invention, an improved slot machine provides a plurality of animated scenes, the outcomes of which determine whether the player has won. The example shown provides some of the traditional elements of a slot machine but with improved entertainment replacing the spinning reels.

In the illustrated examples, the scenes depict objects that are moving toward a line, which is reminiscent of the line in the traditional slot machine, but in this case represents something physical with which the objects interact. For example, the objects could be birds that are falling/flying down onto a wire. In another example, the objects are freely falling onto the ground or floor. The scenes depict several possible outcomes of the interaction between the objects. The depiction of

these outcomes is more entertaining than a spinning reel. Based upon the resulting outcomes (e.g. matching outcomes, like a traditional slot machine, or other arrangements of multiple outcomes) the player wins or loses. Thus, while keeping some of the traditional elements of a slot machine, the entertainment provided by the present invention is improved.

BRIEF DESCRIPTION OF THE DRAWINGS

Other advantages of the present invention can be understood by reference to the following detailed description when considered in connection with the accompanying drawings wherein:

FIG. 1 is a schematic of a slot machine according to one embodiment of the present invention.

FIG. 2 illustrates an example first screen of the slot machine of FIG. 1.

FIG. 3 illustrates a second screen of the slot machine of FIG. 1.

FIG. 4 illustrates a third screen of the slot machine of FIG. 1.

FIG. 5 illustrates a fourth screen of the slot machine of FIG. 1.

FIG. 6 illustrates a plurality of alternate animated scenes for the slot machine of FIG. 1.

DETAILED DESCRIPTION OF THE PREFERRED EMBODIMENTS

An improved electronic slot machine **10**, such as is shown in FIG. 1, provides an electronic display **14** with innovative entertainment that retains some of the essential flavor of a slot machine game but is much more interesting than merely replicating the spinning reels of the mechanical slot machines.

Generally, the slot machine **10** includes a computer **12** having a microprocessor, memory, and storage and programmed to perform the functions described herein. The slot machine **10** further includes a display **14** such as a CRT, flat panel display, or other available reconfigurable display connected to an output of the computer **12**. A user input **16** to the slot machine **10** (which is an input to the computer **12**) may take the form of a traditional slot machine lever **16**, or a simple electronic button, or a touch screen display. The slot machine **10** further includes a slot **18** for receiving coins or tokens from a player and a prize-dispensing chute **19**. The slot **18** and chute **19** could be replaced with an electronic debit and credit system (such as a card or fob to which value can be credited and from which value can be debited) to handle the player's wager and the player's winnings.

The computer **12** provides an animated slot machine game on the display **14** as is illustrated in FIGS. 2-5. In general terms, the computer **12** provides a plurality of animated scenes **20** initiated by the user input **16** and having a plurality of randomly-occurring possible outcomes. Matching (or mixing) of the outcomes of the plurality of animated scenes **20** determines whether the player is a winner (and, optionally, how much the player wins).

Referring to FIG. 2, the animated scenes **20** are more entertaining than spinning wheels. In the embodiment shown, the motion in the animated scenes **20** is depicted as due to gravity (i.e. falling) rather than spinning. Additionally, the "line" that indicates the final resting position for the symbols on the traditional spinning reel slot machine is replaced by a "line" that represents a real object that interacts in the animation. For example, the "line" may be the ground, or the floor, or, as in the example shown, the "line" is a wire **24**. Although

other objects could be used in this invention, the “line” is reminiscent of the line present in many traditional slot machines. In this example, five animated scenes **20** are shown on the display **14**. The animated scenes **20** may progress and resolve simultaneously or sequentially, or some or all of the animated scenes **20** may randomly change between simultaneous and sequential.

Referring to FIG. 3, the animated scenes **20** in this example are birds **22** flying down (i.e. falling) to a wire **24** (the “line”). In each animated scene **20**, a bird **22** flies down to the wire **24** and randomly resolves to one of a plurality of possible outcomes. As shown in FIG. 3, the birds **22** may fly down sequentially across the animated scenes **20**, in order to increase the suspense, until all of the birds **22** are standing on the wire **24**, as shown in FIG. 4.

The animated scenes **20** are then each resolved either simultaneously, or sequentially, either after all the birds **22** have landed on the wire **24** or as each bird **22** lands on the wire **24**. The possible resolutions shown include: the bird **22a** falls past the wire, the bird **22b** lands on the wire **24** and is electrocuted, the bird **22c**, e lands on the wire **24** and sits on the wire **24**, the bird **22d** lands on the wire **24** and is shot by a bullet. The resolutions of these animated scenes **20** are illustrated for examples only. Other resolutions of animated scenes **20** could be used as well.

Only after all of the animated scenes **20** are resolved does the slot machine **10** indicate whether the player has won and, if so, how much the player has won. The winnings may be dispensed via chute **19** (FIG. 1) or otherwise credited to the player.

FIGS. 2-5 are only an example of the animated scenes **20** in the slot machine **10**. More animated scenes **40a-e** are shown in FIG. 6, where watermelons **42a-e** fall to the floor **44** (the “line”). The animated scenes **40a-e** resolve what happens to each watermelon **42a-e** (again, sequentially or simultaneously). For example, the watermelon **42c** could simply break in half, or the watermelon **42d** could completely disintegrate, or the watermelon **42e** could bounce and remain wholly intact. Whether and how much the player wins depends upon matching (or mixing) the resolution of each animated scene **40a-e**, as in the first example.

Other animated scenes **20** that are contemplated include falling people and falling animals, but the invention is not limited to the specific examples given. The slot machine **10** could display different animated scenes **20**, **40** each time it is played or the different animated scenes **20**, **40** could depend upon how much is wagered.

The slot machine **10** of the present invention provides better entertainment to the player during each game play, while still providing some of the essential flavor of a slot machine. Note that the term “slot machine” as used herein does not actually require a “slot” for receiving coins or tokens, or a physical lever, although they seem to be preferred by some customers. The “animated” scenes could be full-motion video or artistically-created animations. The slot machine **10** could even be implemented on an internet website with an animated lever, slot and chute and with payment and wagering provided via credit card.

In accordance with the provisions of the patent statutes and jurisprudence, exemplary configurations described above are considered to represent a preferred embodiment of the invention. However, it should be noted that the invention can be practiced otherwise than as specifically illustrated and described without departing from its spirit or scope.

What is claimed is:

1. An electronic gaming device comprising:
a user input device;
a display; and

a controller programmed to receive an input from the user input device and to display a plurality of scenes that do not intersect on the display based upon the input, the scenes each including a video having a randomly selected outcome that completes the scene, the controller determining whether a win has occurred based upon the randomly selected outcomes of the plurality of scenes, wherein each of the plurality of scenes depicts a first object in motion and a second object that interacts with the first object, wherein the second object is depicted as a line and wherein the randomly selected outcomes indicate the result of the interaction of the first object with the second object.

2. The electronic gaming device of claim **1** wherein the first object is depicted as being in motion due to gravity.

3. The electronic gaming device of claim **2** wherein the first object falls due to gravity in order to interact with the second object.

4. The electronic gaming device of claim **3** wherein the plurality of scenes each depict a linear story.

5. The electronic gaming device of claim **3** wherein the interaction of the first object with the second object is an end of the plurality of scenes.

6. The electronic gaming device of claim **1** wherein the second object is a ground or floor.

7. The electronic gaming device of claim **6** wherein in at least one of the plurality of randomly selected outcomes, the first object interacts with the second object by breaking.

8. The electronic gaming device of claim **6** wherein in at least one of the plurality of randomly selected outcomes, the first object interacts with the second object by ceasing its motion after contact between the first object and the second object.

9. The electronic gaming device of claim **8** wherein the first object is a watermelon.

10. The electronic gaming device of claim **1** wherein the second object is a wire.

11. The electronic gaming device of claim **10** wherein the first object is a bird.

12. The electronic gaming device of claim **1** wherein the user input device is a lever.

13. The electronic gaming device of claim **1** wherein the controller is programmed to register a wager or payment and wherein the controller generates the plurality of scenes in response to registering the wager or payment.

14. The electronic gaming device of claim **13** wherein the controller is programmed to generate a payment based upon the plurality of randomly selected outcomes.

15. The electronic gaming device of claim **14** wherein an amount of the payment is based upon the plurality of randomly selected outcomes of the plurality of scenes in response to the user input.

16. The electronic gaming device of claim **15** wherein the controller initiates the payment and the payment is made by coins or tokens by the electronic gaming device in response to the controller initiation.

17. The electronic gaming device of claim **1** wherein the display is an electronic display, the controller is a computer and wherein the computer indicates on the electronic display whether the win has occurred.

18. The electronic gaming device of claim **1** wherein the first object is one of a plurality of first objects, each interacting with the second object in one of the plurality of scenes.

19. The electronic gaming device of claim **18** wherein in at least one of the plurality of randomly selected outcomes, the first object interacts with the second object by breaking.

5

20. The electronic gaming device of claim 1 wherein the win occurs when at least two of the plurality of scenes match.

21. The electronic gaming device of claim 1 wherein the randomly occurring outcomes of the plurality of scenes occur simultaneously.

22. The electronic gaming device of claim 1 wherein the win is determined independent of the order of randomly selected outcomes of the plurality of scenes.

23. The electronic gaming device of claim 1 wherein each of the plurality of scenes are laterally offset from each other.

24. The electronic gaming device of claim 1 wherein the same first object appears in each of the plurality of scenes.

25. The electronic gaming device of claim 1 wherein the plurality of scenes each depict a linear story.

26. The electronic gaming device of claim 25 wherein the interaction of the first object with the second object is an end of the plurality of scenes.

27. The electronic gaming device of claim 1 wherein the interaction of the first object with the second object is an end of the plurality of scenes.

28. A method for playing a game of chance including the steps of:

a) receiving a user input signal by a computer;

b) generating by the computer on a display a plurality of scenes laterally offset from each other based upon the user input signal, the plurality of scenes each including a video having a randomly selected outcome that completes the scene, wherein each of the plurality of scenes depicts a first object in motion due to gravity and a second object interacting with the first object, wherein the second object is depicted as a static object, and wherein the plurality of randomly selected outcomes indicate the result of the interaction of the first object with the second object; and

c) determining whether a win has occurred based upon the randomly selected outcomes of the plurality of scenes by the computer.

29. The method of claim 28 wherein said step b) includes depicting the second object as a line.

30. The method of claim 29 wherein the second object is a ground or floor.

31. The method of claim 30 wherein in at least one of the plurality of randomly selected outcomes, the first object interacts with the second object by breaking.

32. The method of claim 30 wherein in at least one of the plurality of randomly selected outcomes, the first object interacts with the second object by ceasing its motion after contact between the first object and the second object.

33. The method of claim 32 wherein the first object is a watermelon.

34. The method of claim 29 wherein the second object is a wire.

35. The method of claim 34 wherein the first object is a bird.

36. The method of claim 28 wherein the user input device is a lever.

37. The method of claim 28 further including the step of receiving a wager or payment, and wherein said step b) is performed in response to registering the wager or payment.

38. The method of claim 37 further including the step of generating a payment based upon the plurality of randomly selected outcomes.

6

39. The method of claim 38 wherein an amount of the payment is based upon the plurality of randomly selected outcomes of the plurality of scenes in response to the user input.

40. The method of claim 38 further including the step of making the payment in coins or tokens.

41. The method of claim 28 wherein the plurality of scenes do not intersect.

42. The method of claim 28 wherein determining whether the win has occurred in said step c) is independent of the order of randomly selected outcomes of the plurality of scenes.

43. The method of claim 28 wherein the plurality of scenes each depict a linear story.

44. The method of claim 43 wherein the interaction of the first object with the second object is an end of the plurality of scenes.

45. The method of claim 28 wherein the interaction of the first object with the second object is an end of the plurality of scenes.

46. A non-transitory computer readable medium storing a computer program which when executed by a computer performs the steps of:

a) receiving a user input signal;

b) generating a plurality of nonintersecting scenes based upon the user input signal, the a plurality of nonintersecting scenes each including a video having a randomly selected outcome, wherein each of the a plurality of nonintersecting scenes depicts a linear story having the randomly selected outcome which completes the scene, wherein the linear story depicts a first object in motion and a static second object that interacts with the first object, and wherein the randomly selected outcome depicts the result of the interaction of the second object with the first object; and

c) determining whether a win has occurred based upon the randomly selected outcomes of the plurality of nonintersecting scenes.

47. The non-transitory computer readable medium of claim 46 wherein said step b) includes depicting the first object in motion due to gravity in each of the plurality of nonintersecting scenes.

48. The non-transitory computer readable medium of claim 47 wherein the computer further performs the step of receiving a wager or payment, and wherein said step b) is performed in response to registering the wager or payment.

49. The non-transitory computer readable medium of claim 48 wherein the computer further performs the step of generating a payment based upon the plurality of randomly selected outcomes.

50. The non-transitory computer readable medium of claim 46 wherein the computer further performs the step of displaying on a display whether the win has occurred.

51. The non-transitory computer readable medium of claim 46 wherein determining whether the win has occurred in said step c) is independent of the order of randomly selected outcomes of the plurality of nonintersecting scenes.

52. The non-transitory computer readable medium of claim 46 wherein each of the plurality of nonintersecting scenes are laterally offset from each other.

* * * * *