
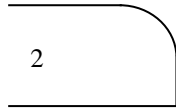



**A** STANDARD EDGES




1  
FLAT



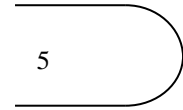
2  
HALF ROUND



3  
BEVEL

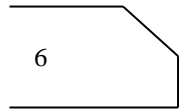


4  
PENCIL ROUND




5  
FULL BULLNOSE


**B** UPGRADE EDGES



6  
LARGE BEVEL



7  
DOUBLE PENCIL



8  
DOUBLE BEVEL

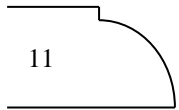


9  
COVE

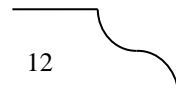


10  
LARGE DOUBLE BEVEL


**C** UPGRADE EDGES



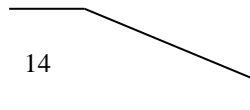
11  
DUPONT



12  
OGEE

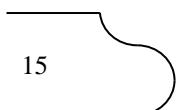


13  
BROKEN

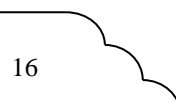


14  
HOLLYWOOD BEVEL  
(sink edge detail only)

**D** UPGRADE EDGES



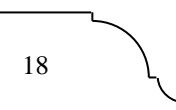
15  
OGEE ROUNDOVER




16  
TRIPLE PENCIL



17  
COVE DUPONT




18  
DUPONT COVE

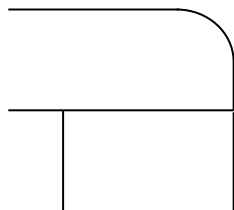


19  
DUPONT RAIL

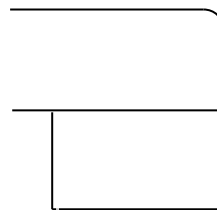
**E** STANDARD LAMINATED FLUSH EDGES



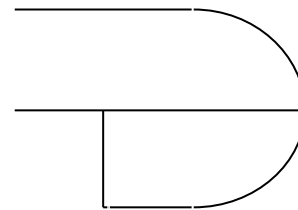
1  
FLAT-FLAT FLUSH



2  
HALF ROUND-FLAT FLUSH

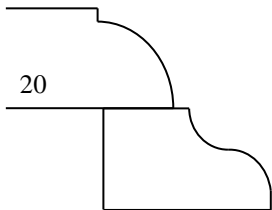


3  
PENCIL-FLAT FLUSH



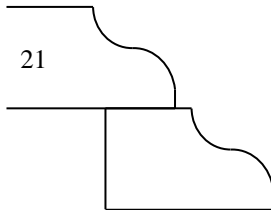
4  
LAMINATED BULLNOSE FLUSH

**E** PREMIUM LAMINATED STEP OUT EDGES



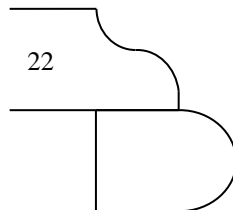
20

DUPONT-OGEE STEP OUT



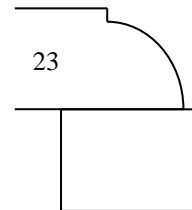
21

OGEE-OGEE STEP OUT



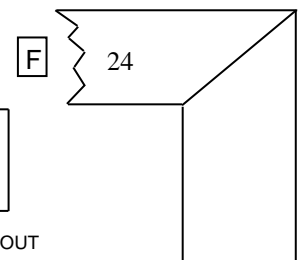
22

OGEE BULLNOSE



23

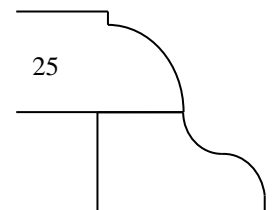
DUPONT-FLAT STEP OUT



**F** 24

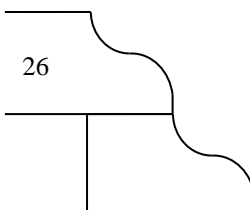
LAMINATED MITER

**F** PREMIUM LAMINATED FLUSH EDGES



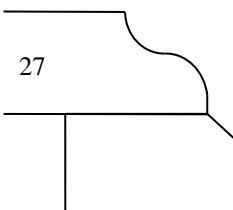
25

DUPONT-OGEE FLUSH



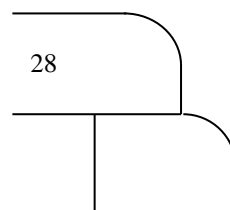
26

OGEE-OGEE FLUSH



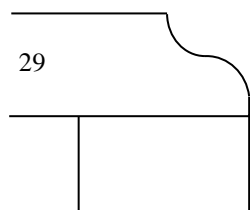
27

OGEE-BEVEL FLUSH



28

1/2 ROUND- 1/2 ROUND



29

OGEE-FLAT