

C3S

SERPENTINE LED LINEAR ACCENT LIGHTING, LOW-POWER
REMOTE POWER SYSTEM



APPLICATION

C3S LED linear lighting produces uniform illumination designed to accent and highlight small spaces featuring curves and corners, such as small coves, under cabinets or millwork. The 3" articulating modules have multi-directional flexibility to provide seamless illumination along even the most intricate structures. Designed with modular CLiP[®] (Configurable Lighting Platform), C3S provides options to suit multiple application requirements. The serpentine C3S may be connected to Tempo's rigid C3R providing an elegant solution for combined curved and straight-run applications.

CONSTRUCTION

- Designed with non-ferrous components and mounting brackets. Meets MRI room requirements
- Section lengths up to 6 feet. Join sections and create continuous runs from one power supply
- Easily replaceable LED arrays
- Self-adhesive, flexible mounting track required for permanent installation
- Quick wire connection devices available as options
- CSA damp location listed

OPTICS / LENS / DIFFUSER

- Clear or Frosted low-profile convex lens (120° x 120°)

POWER SYSTEM

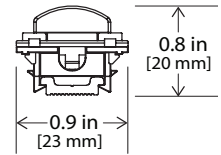
- Utilizes remote, Class II low voltage 12Volt or 24Volt Power Supply. Power supplies must be installed in an approved enclosure (by others) in close proximity to luminaire. Consult factory for guidance.
- Triac dimming to 1%
0-10V dimming to under 10%
DMX/RDM dimming to 1%
Non-dimming also available

PERFORMANCE

- CLiP[™] - Configurable Lighting Platform module spacing options of 1", 2", 3", 4" & 5" for specific applications or to reduce total watts per foot.
- Light output ranges from 220 to 320 lm/ft (nominal) based on Watts/ft selection
- Dense Pack (DP) LED spacing (3.0W/ft only) places more LED's closer together in each 3" module for high uniformity illumination.
- Operating temperature range of -20°C to 50°C
- Power Supply Total Harmonic Distortion <20%, Power Factor >0.9

LIGHT CHARACTERISTICS

- Available in 1600K, 2200K, 2700K, 3000K, 3500K, 4000K, 5000K plus Red, Green, Blue and Amber
- Typical CRI of 80+, 90+ CRI option available with 2700K, 3000K and 3500K selection
- LED's are selected and placed on the printed circuit boards via Tempo Industries' UniBin[™] process which ensures consistent hue and color within the entire run. Color variations are held to a minimum, within a 2-step MacAdam ellipse.



Buy Tempo
Buy American



WARRANTY

Tempo provides a 5-year limited warranty.

86,000 HOURS

L85 LUMEN MAINTENANCE
LED Luminaires will reach 85% of initial lumen output at or beyond 86,000 hours at 25°C.



High CRI 90+ Options



Micro-Maintainable

Components, such as LED boards and lenses, can be easily replaced if necessary for increased product sustainability.



C3S

SERPENTINE LED LINEAR ACCENT LIGHTING, LOW-POWER
REMOTE POWER SYSTEM

MAXIMUM RUN LENGTHS 12V MODEL

12V Driver	Module Spacing*	Watts/ft	Max Distance
60W	0" (Standard)	2.0	30ft
	1"	1.5	40ft
	2"	1.2	50ft
	3"	1.0	60ft
40W	0" (Standard)	2.0	20ft
	1"	1.5	24ft
	2"	1.2	30ft
	3"	1.0	40ft

* See page six for details on extended module spacing.

MAXIMUM RUN LENGTHS 24V MODEL

24V Driver	Module Spacing*	Watts/ft	Max Distance
100W	0" (Standard)	3.0	30ft
	1"	2.2	40ft
	2"	1.8	55ft
	3"	1.5	65ft
60W	0" (Standard)	3.0	18ft
	1"	2.2	24ft
	2"	1.8	32ft
	3"	1.5	40ft
40W	0" (Standard)	3.0	12ft
	1"	2.2	16ft
	2"	1.8	20ft
	3"	1.5	26ft

* See page six for details on extended module spacing.

PERFORMANCE SUMMARY

All data nominal. 3500K test data shown.

Watts/ft	2.0	3.0
Lumens/ft	220	320
Lumens/Watt	110	107

Static Colors

Watts/ft	2.0	3.0
RED Lumens/ft	49	83
RED Lumens/Watt	24	28
GREEN Lumens/ft	164	227
GREEN Lumens/Watt	82	75
BLUE Lumens/ft	40	63
BLUE Lumens/Watt	20	21
AMBER Lumens/ft	87	145
AMBER Lumens/Watt	44	48

DRIVER REMOTE DISTANCE

	Wire Gauge	Maximum Lead Length
12V Driver	18 AWG	10 ft (3m)
	16 AWG	15 ft (4.5m)
	14 AWG*	25 ft (7.5m)
	12 AWG*	40 ft (12m)

	Wire Gauge	Maximum Lead Length
24V Driver	18 AWG	15 ft (4.5m)
	16 AWG	25 ft (7.5m)
	14 AWG*	40 ft (12m)
	12 AWG*	60 ft (18m)

* Terminal blocks on the drivers accept 18AWG or 16AWG wire. To use wire gauges larger than 16AWG connect up to 3 ft of 18AWG or 16AWG, then connect 14AWG or 12AWG with UL approved wire nuts up to the maximum lead length in the above tables.

C3S

SERPENTINE LED LINEAR ACCENT LIGHTING, LOW-POWER
REMOTE POWER SYSTEM

ORDERING INFORMATION

Example: C3S-FL-0-3-27LG-4

4ft, C3S, Frosted Lens, 3 W/Ft, 2700K, Light Gray

C3	S					LG	
Series	Platform	Optic/Lens/Diffuser	Module Spacing ¹	Watts/Foot	Color Temp	Finish	Fixture Length ²
C3	S Serpentine	CL Clear Lens (120° x 120°) FL Frosted Lens (120° x 120°)	0 0" (Std) 1 1" 2 2" 3 3"	2 2.0 W/ft 3 3.0 W/ft 15 1.5W/ft 22 2.2W/ft 12 1.2W/ft 18 1.8W/ft 1 1.0W/ft 15 1.5W/ft	16 1600K 20 2000K 22 2200K 27 2700K 30 3000K 35 3500K 40 4000K 50 5000K RD Red (~ 625nm) GR Green (~ 545nm) BL Blue (~ 470nm) AM Amber (~ 590nm) 27H 2700K High CRI (90+) • 30H 3000K High CRI (90+) • 35H 3500K High CRI (90+) •	LG Light Gray	

NOTES:

(1) C3S features 3" modules with zero spacing in between as standard. Module Spacing options of 1", 2" or 3" in between each 3" module is available to reduce wattage per foot and reduce costs. See dimensional information for more details on Module Spacing.

(2) Fixture length measured in feet up to 6 feet max. For half foot increments enter .5 (Example: 5 feet, 6 inches will be 5.5)

- These color temperature selections can be used to comply with California 2016 & 2019 Title 24 JA8 High Efficacy Lighting.



Clear Lens (-CL)





Frosted Lens (-FL)

C3S

SERPENTINE LED LINEAR ACCENT LIGHTING, LOW-POWER
REMOTE POWER SYSTEM

SYSTEM INTEGRATION ACCESSORIES

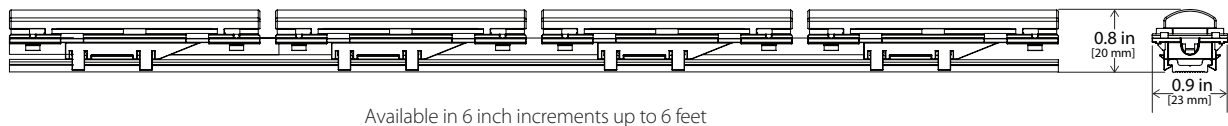
POWER SUPPLIES - 12V Output for 2W/ft Standard LED Spacing <small>Require approved enclosure (by others) in close proximity to luminaire. See chart on page 2</small>		
PWR-120-EL-040-T	120V AC Input, 12V DC Output, 40W, Triac Dimming (dim to 1%) Lutron Hi-lume 1% 2-wire LED driver, 120V forward phase - LTEA2W; 3.0"W x 1.0"H x 4.9"L	
PWR-UNV-EL-060	120-277V AC Input, 12V DC Output, 60W, Non-Dimming; 1.7"W x 1.3"H x 8.4"L	
PWR-UNV-EL-060-Z	120-277V AC Input, 12V DC Output, 60W, 0-10V Dimming (dim to under 10%); 1.7"W x 1.3"H x 8.4"L	
POWER SUPPLIES - 24V Output for 3W/ft Dense Pack LED Spacing <small>Require approved enclosure (by others) in close proximity to luminaire. See chart on page 2</small>		
PWR-120-EM-040-T	120V AC Input, 24V DC Output, 40W, Triac Dimming (dim to 1%) Lutron Hi-lume 1% 2-wire LED driver, 120V forward phase - LTEA2W; 3.0"W x 1.0"H x 4.9"L	
PWR-120-EM-040-T1	120V AC Input, 24V DC Output, 40W, Triac Dimming (dim to 1%) Lutron Hi-lume 1% 2-wire LED driver, 120V forward phase - LTEA2W; 1.2"W x 1.0"H x 14.25"L	
PWR-UNV-EM-96-DMX	120-277V AC Input, 24V DC Output, 96W, DMX Dimming; 2.5"W x 1.25"H x 9.6"L	
PWR-UNV-EM-060	120-277V AC Input, 24V DC Output, 60W, Non-Dimming; 1.7"W x 1.2"H x 9.5"L	
PWR-UNV-EM-100	120-277V AC Input, 24V DC Output, 100W, Non-Dimming; 1.7"W x 1.2"H x 9.5"L	
PWR-UNV-EM-100-Z	120-277V AC Input, 24V DC Output, 100W, 0-10V Dimming (dim to under 10%); 1.9"W x 1.3"H x 9.2"L	
PWR-UNV-EM-100-Z-JB	Plenum Rated J-Box Driver, 120-277V AC Input, 24V DC Output, 100W, 0-10V Dimming (dim to under 10%); 2.5"W x 1.7"H x 12.4"L	
SURGE SUPPRESSION DEVICE <small>A Tempo furnished surge suppression device must be installed on each supplying branch circuit to comply with Tempo's 5-year warranty terms</small>		
SSD-120	120V Branch Circuit; 2.9"W x 1.75"H x 3.3"L	
SSD-277	277V Branch Circuit; 2.9"W x 1.75"H x 3.3"L	
POWER FEED CABLES <small>Additional lengths available, contact factory</small>		
PFC3-F-12-36	Female Connector, 12V for 2W/ft, Standard LED spacing, 36 inches	
PFC3-F-24-36	Female Connector, 24V, for 3W/ft, Dense Pack LED spacing, 36 inches	
JUMPER FEED CABLES <small>Additional lengths available, contact factory</small>		
JFC3-MF-12-18	Male/Female, 12V, 18 inches	
JFC3-MF-24-18	Male/Female, 24V, 18 inches	
MOUNTING HARDWARE		
C3S-TK-FX	Self-adhesive rubber Mounting Track, 15 feet	
C3S-TK	Non-adhesive rubber Mounting Track, 15 feet	
IMPORTANT MOUNTING NOTES		
<p>Self-adhesive tape on bottom of C3S-TK-FX track is not intended to be the only means to secure track to substrate; it is an aide to allow the track to be aligned during installation. Tempo recommends using a mechanical fastener (small screws, staples, pin nails, etc.) to permanently secure the mounting track prior to attaching fixtures. Care must be taken to avoid disfiguring the track where the fixture clips are located, otherwise the fixture clips may not properly attach to track.</p> <p>Alternative mounting method is with C3S-TK mounting track which is intended to be attached to substrate with small bead of general RTV silicone glue along length of track.</p>		

C3S

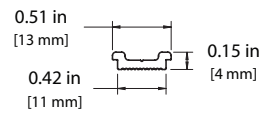
SERPENTINE LED LINEAR ACCENT LIGHTING, LOW-POWER
REMOTE POWER SYSTEM

DIMENSIONAL INFORMATION

WITH CLEAR OR FROSTED CONVEX LENS



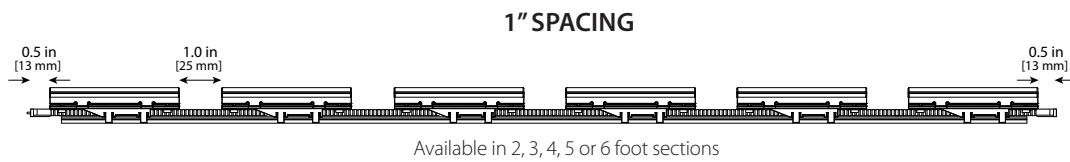
MOUNTING TRACK



C3S

SERPENTINE LED LINEAR ACCENT LIGHTING, LOW-POWER
REMOTE POWER SYSTEM

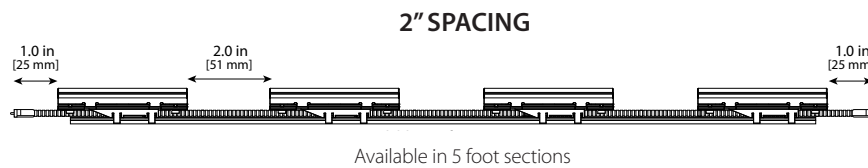
DIMENSIONAL & PERFORMANCE INFORMATION WITH EXTENDED MODULE SPACING



PERFORMANCE

All data nominal. 3500K test data

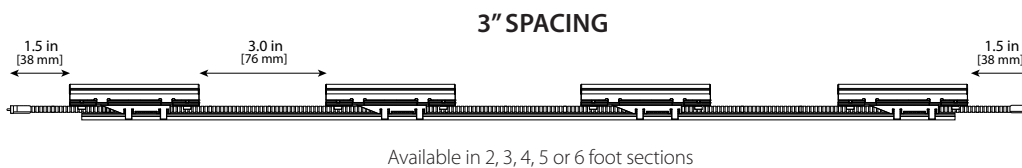
Model	12V	24V
Lumens/ft	165	240
Watts/ft	1.5	2.2



PERFORMANCE

All data nominal. 3500K test data

Model	12V	24V
Lumens/ft	138	200
Watts/ft	1.2	1.8



PERFORMANCE

All data nominal. 3500K test data

Model	12V	24V
Lumens/ft	110	160
Watts/ft	1.0	1.5