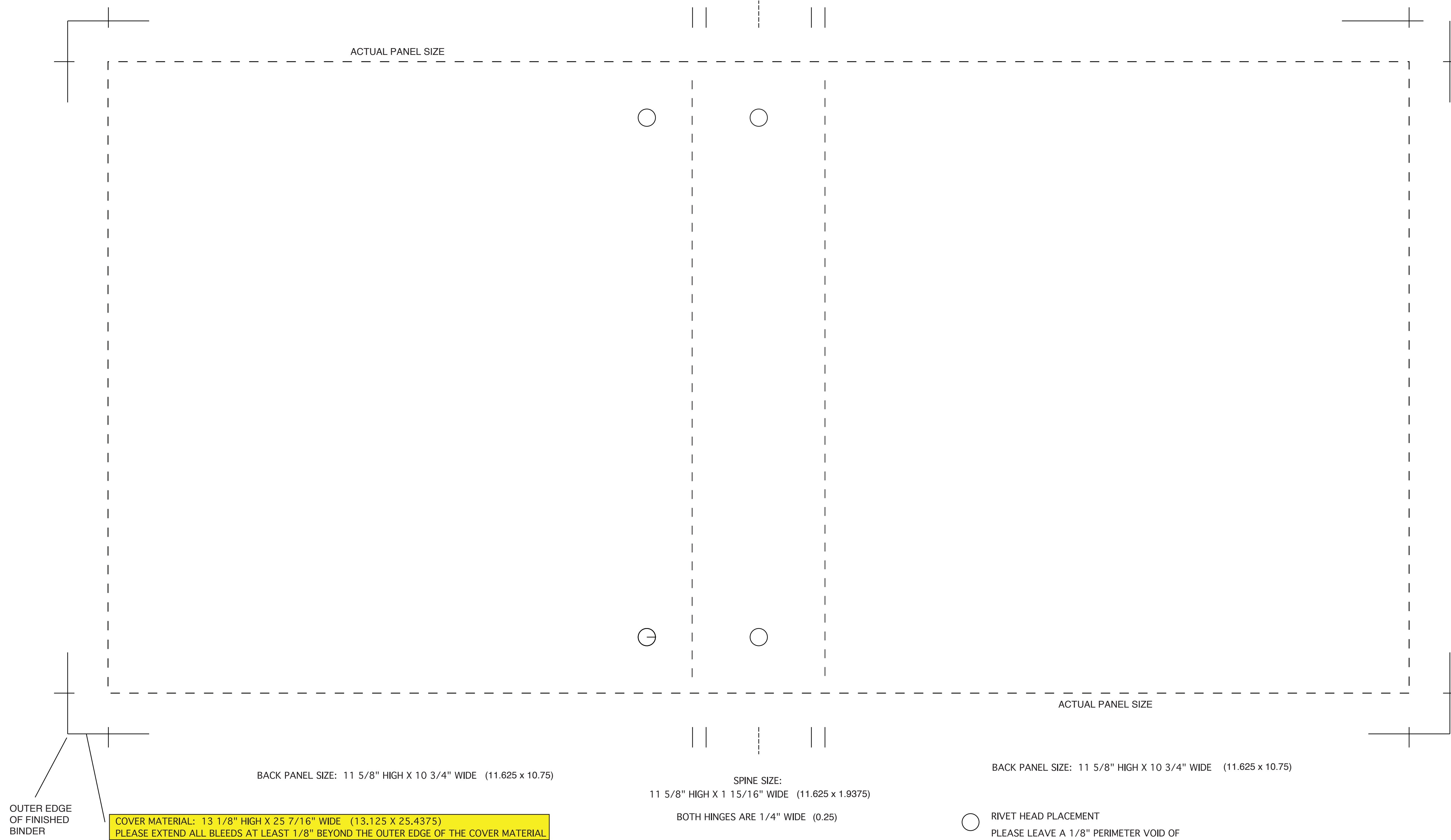


3-PANEL TURNED EDGE_1.50_R_SD_Cover_Liner
11" X 8 1/2" SHEET SIZE PLUS 1/2" TAB ALLOWANCE
1 1/2" CAPACITY ROUND RING METAL
COVER MATERIAL TEMPLATE
1.5" Cap-118.5-R_SD

OUTSIDE VIEW SHOWN---PRINT THIS SIDE

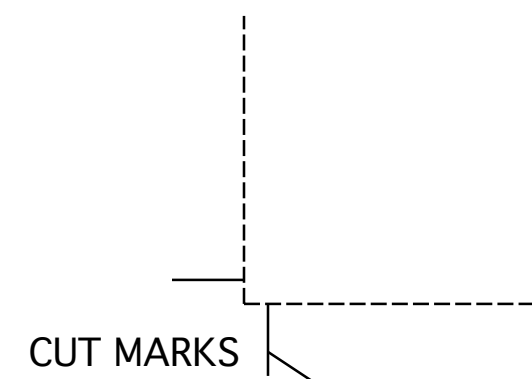
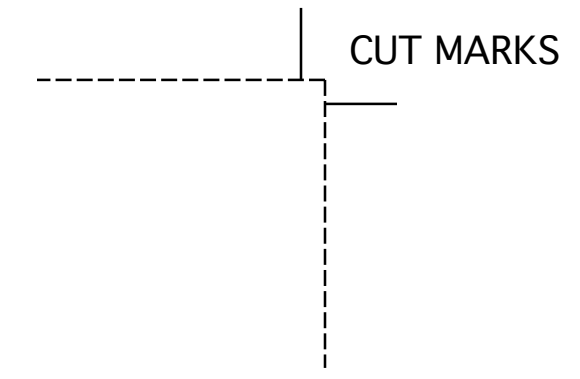
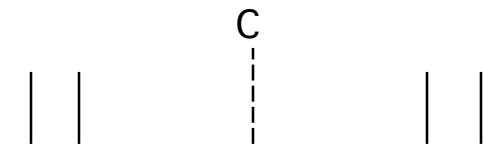
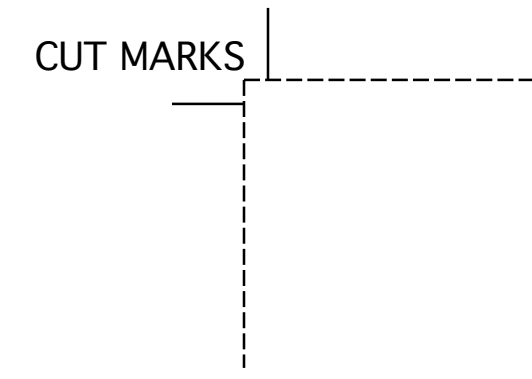


3-PANEL NARROW SPINE
11" X 8 1/2" SHEET SIZE PLUS 1/2" TAB ALLOWANCE
1 1/2" CAPACITY ROUND RING METAL
LINER MATERIAL TEMPLATE
1.5" Cap-118.5-RR-FS-L

INSIDE VIEW SHOWN--PRINT THIS SIDE

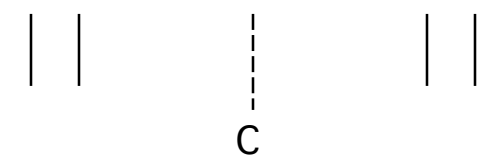
----- OUTER EDGE OF THE RING BINDER CASE
PLEASE REMOVE BEFORE THE FINAL PRINT

PLEASE LEAVE ALL CUT MARKS ON THE FINAL PRINT



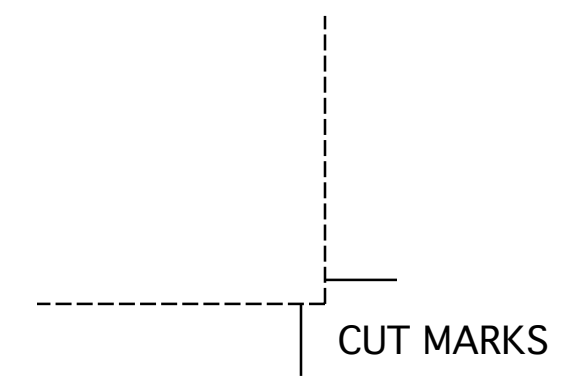
FRONT PANEL SIZE: 11 5/8" HIGH X 10 3/4" WIDE (11.625 x 10.75)

LINER MATERIAL: 11 3/8" HIGH X 23 9/16" WIDE (11.375 x 23.5625)



SPINE SIZE:
11 5/8" HIGH X 1 13/16" WIDE (11.625 x 1.8125)
BOTH HINGES ARE 1/4" WIDE (0.25)

BACK PANEL SIZE: 11 5/8" HIGH X 10 3/4" WIDE (11.625 x 10.75)



PLEASE EXTEND ALL BLEEDS AT LEAST 1/8" BEYOND THE OUTER EDGE OF THE RING BINDER CASE