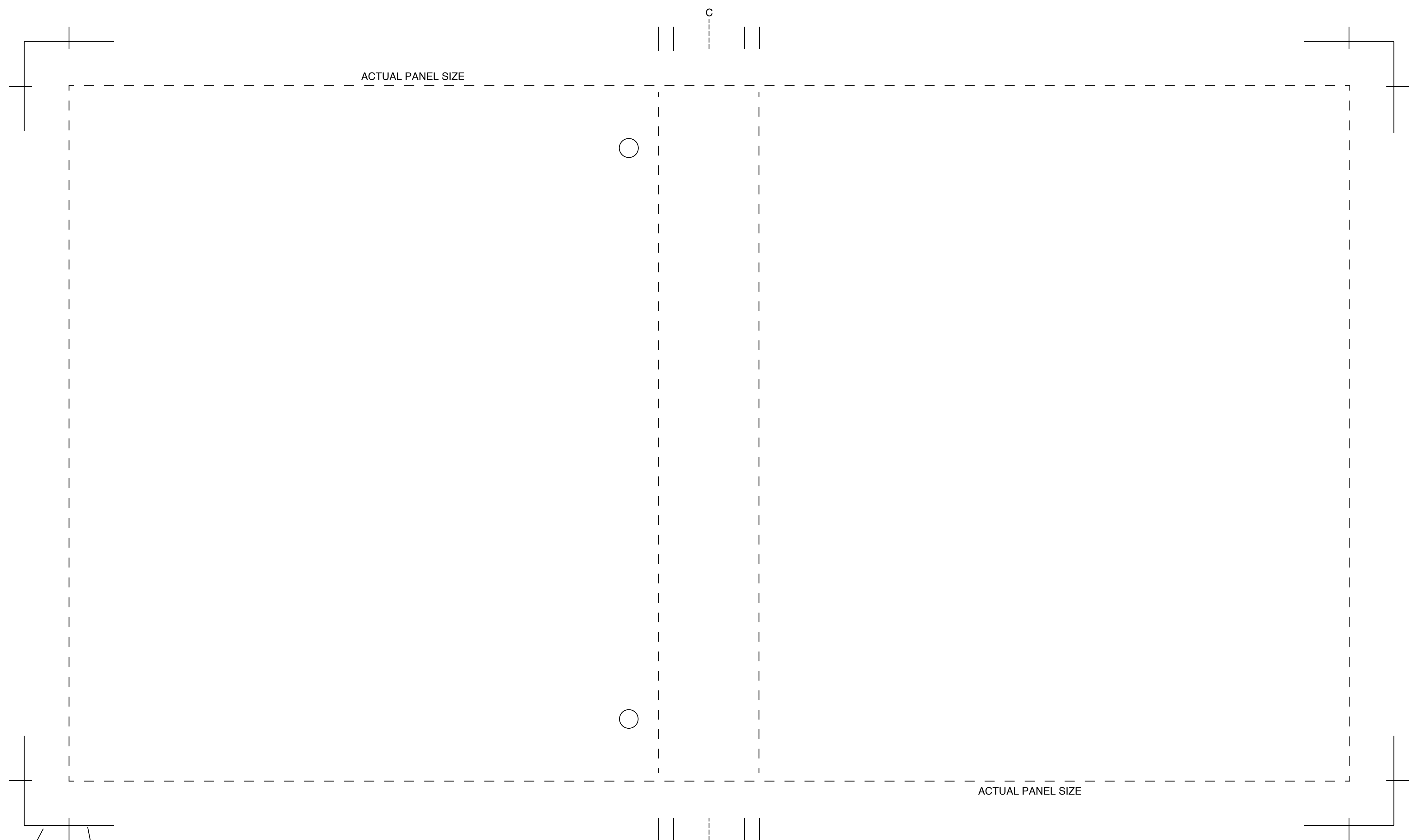


3-PANEL TURNED EDGE\_0.75\_D  
11" X 8 1/2" SHEET SIZE PLUS 1/2" TAB ALLOWANCE  
3/4" CAPACITY STRAIGHT D RING METAL  
COVER MATERIAL TEMPLATE  
0.75" CAP-118.5 SD-FS-C

OUTSIDE VIEW SHOWN -- PRINT THIS SIDE



BACK PANEL SIZE: 11 5/8" HIGH X 9 7/8" WIDE (11.625 x 9.875)

SPINE SIZE:  
11 5/8" HIGH X 1 3/16" WIDE (11.625 x 1.1875)  
BOTH HINGES ARE 1/4" WIDE (0.25)

FRONT PANEL SIZE: 11 5/8" HIGH X 9 7/8" WIDE (11.625 x 9.875)

OUTER EDGE  
OF FINISHED  
BINDER

**COVER MATERIAL SIZE: 13 1/8" HIGH X 22 15/16" WIDE (13.125 X 22.3125)**  
**PLEASE EXTEND ALL BLEEDS AT LEAST 1/8" BEYOND THE OUTER EDGE OF THE COVER MATERIAL**

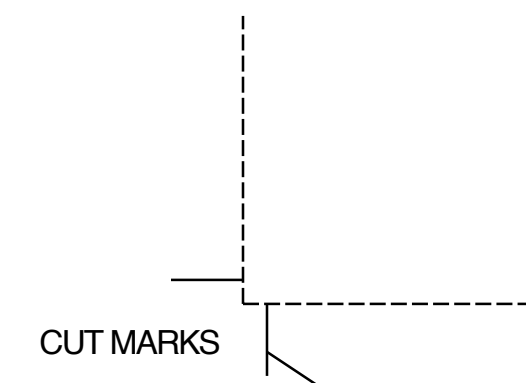
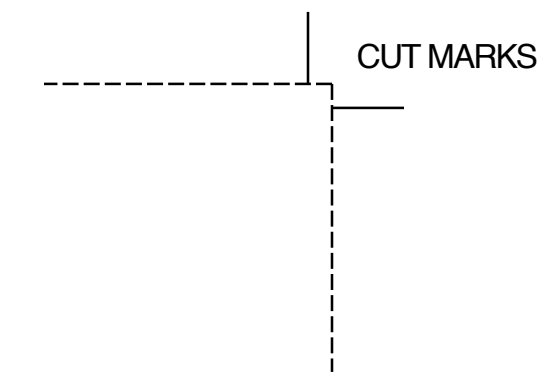
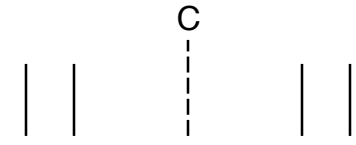
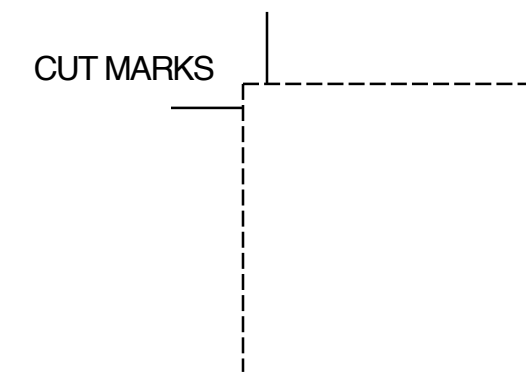
○ RIVET HEAD LOCATION  
PLEASE LEAVE A 1/8" PERIMETER VOID OF GRAPHICS  
AROUND EACH RIVET HEAD  
PLEASE REMOVE BEFORE THE FINAL PRINT

3-PANEL WIDE SPINE  
11" X 8 1/2" SHEET SIZE PLUS 1/2" TAB ALLOWANCE  
3/4" CAPACITY STRAIGHT D RING METAL  
LINER MATERIAL TEMPLATE  
0.75" Cap-118.5-SD-FS-L

INSIDE VIEW SHOWN --- PRINT THIS SIDE

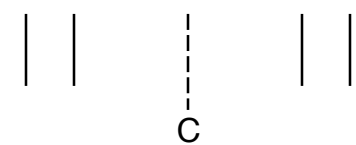
----- OUTER EDGE OF THE RING BINDER CASE  
PLEASE REMOVE BEFORE THE FINAL PRINT

PLEASE LEAVE ALL CUT MARKS ON THE FINAL PRINT



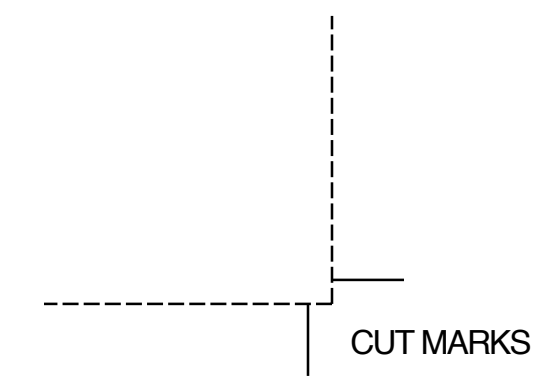
FRONT PANEL SIZE: 11 5/8" HIGH X 9 7/8" WIDE (11.625 x 9.875)

LINER MATERIAL SIZE: 11 3/8" HIGH X 21 3/16" WIDE (11.375 x 21.1875)



SPINE SIZE:  
11 5/8" HIGH X 1 3/16" WIDE (11.625 x 1.1875)  
BOTH HINGES ARE 1/4" WIDE (0.25)

BACK PANEL SIZE: 11 5/8" HIGH X 9 7/8" WIDE (11.625 x 9.1875)



PLEASE EXTEND ALL BLEEDS AT LEAST 1/8" BEYOND THE OUTER EDGE OF THE RING BINDER CASE