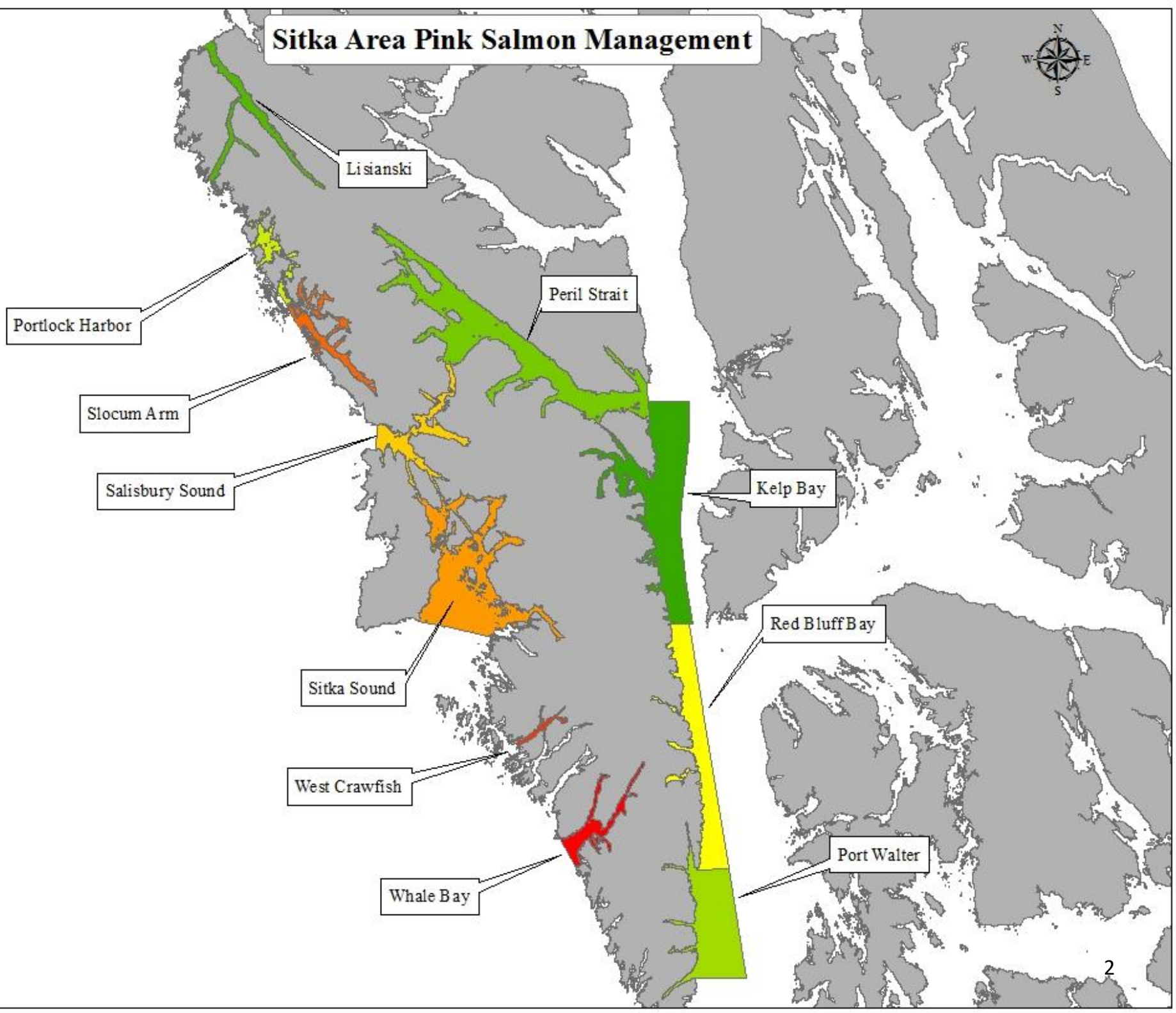


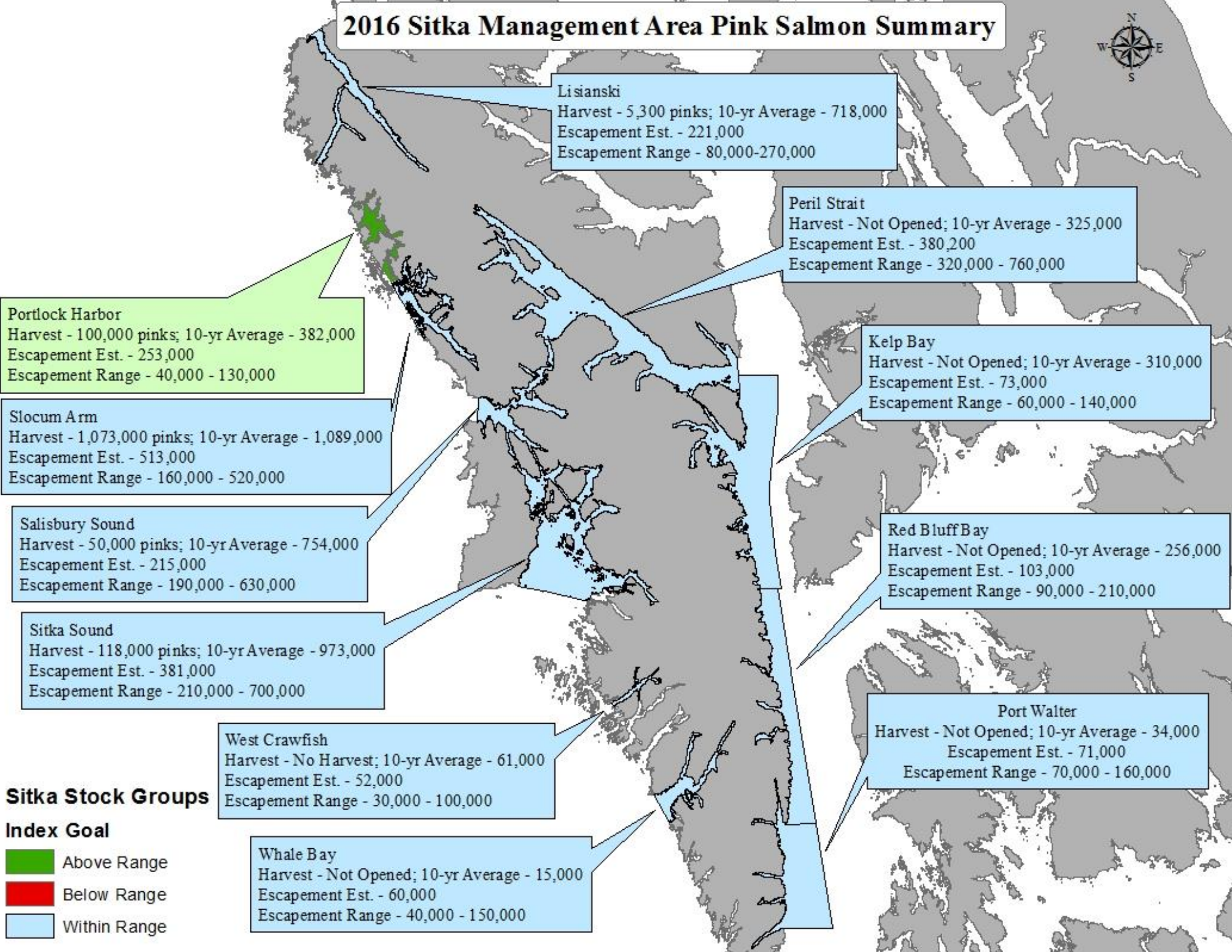
2018 Sitka Management Area Salmon Seine Summary

Eric Coonradt
Area Management Biologist

Sitka Area Pink Salmon Management



2016 Sitka Management Area Pink Salmon Summary



Lisianski
 Harvest - 5,300 pinks; 10-yr Average - 718,000
 Escapement Est. - 221,000
 Escapement Range - 80,000-270,000

Peril Strait
 Harvest - Not Opened; 10-yr Average - 325,000
 Escapement Est. - 380,200
 Escapement Range - 320,000 - 760,000

Portlock Harbor
 Harvest - 100,000 pinks; 10-yr Average - 382,000
 Escapement Est. - 253,000
 Escapement Range - 40,000 - 130,000

Kelp Bay
 Harvest - Not Opened; 10-yr Average - 310,000
 Escapement Est. - 73,000
 Escapement Range - 60,000 - 140,000

Slocum Arm
 Harvest - 1,073,000 pinks; 10-yr Average - 1,089,000
 Escapement Est. - 513,000
 Escapement Range - 160,000 - 520,000

Red Bluff Bay
 Harvest - Not Opened; 10-yr Average - 256,000
 Escapement Est. - 103,000
 Escapement Range - 90,000 - 210,000

Salisbury Sound
 Harvest - 50,000 pinks; 10-yr Average - 754,000
 Escapement Est. - 215,000
 Escapement Range - 190,000 - 630,000

Sitka Sound
 Harvest - 118,000 pinks; 10-yr Average - 973,000
 Escapement Est. - 381,000
 Escapement Range - 210,000 - 700,000

Port Walter
 Harvest - Not Opened; 10-yr Average - 34,000
 Escapement Est. - 71,000
 Escapement Range - 70,000 - 160,000

West Crawfish
 Harvest - No Harvest; 10-yr Average - 61,000
 Escapement Est. - 52,000
 Escapement Range - 30,000 - 100,000

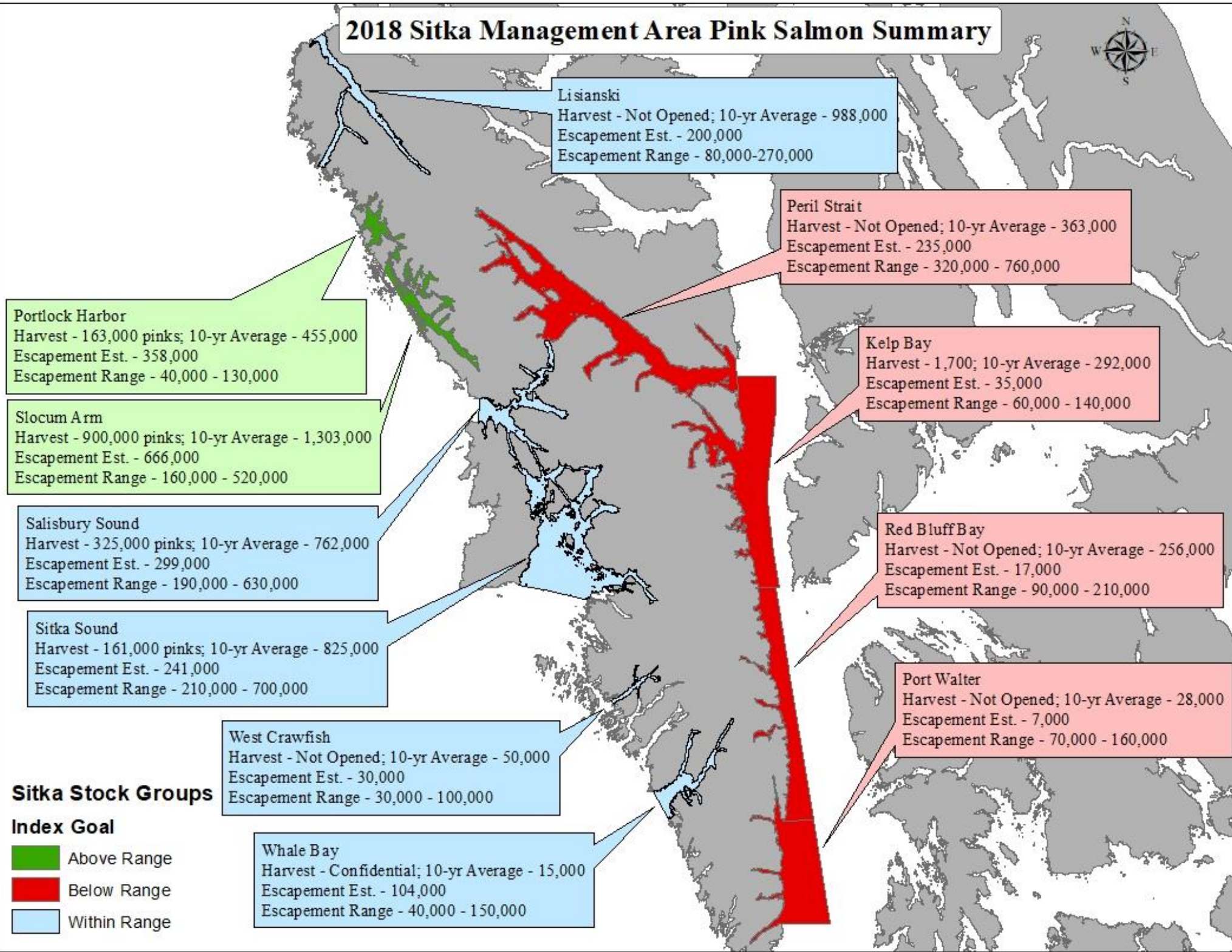
Whale Bay
 Harvest - Not Opened; 10-yr Average - 15,000
 Escapement Est. - 60,000
 Escapement Range - 40,000 - 150,000

Sitka Stock Groups

Index Goal

- Above Range
- Below Range
- Within Range

2018 Sitka Management Area Pink Salmon Summary



Portlock Harbor
 Harvest - 163,000 pinks; 10-yr Average - 455,000
 Escapement Est. - 358,000
 Escapement Range - 40,000 - 130,000

Slocum Arm
 Harvest - 900,000 pinks; 10-yr Average - 1,303,000
 Escapement Est. - 666,000
 Escapement Range - 160,000 - 520,000

Salisbury Sound
 Harvest - 325,000 pinks; 10-yr Average - 762,000
 Escapement Est. - 299,000
 Escapement Range - 190,000 - 630,000

Sitka Sound
 Harvest - 161,000 pinks; 10-yr Average - 825,000
 Escapement Est. - 241,000
 Escapement Range - 210,000 - 700,000

West Crawfish
 Harvest - Not Opened; 10-yr Average - 50,000
 Escapement Est. - 30,000
 Escapement Range - 30,000 - 100,000

Whale Bay
 Harvest - Confidential; 10-yr Average - 15,000
 Escapement Est. - 104,000
 Escapement Range - 40,000 - 150,000

Lisianski
 Harvest - Not Opened; 10-yr Average - 988,000
 Escapement Est. - 200,000
 Escapement Range - 80,000-270,000

Peril Strait
 Harvest - Not Opened; 10-yr Average - 363,000
 Escapement Est. - 235,000
 Escapement Range - 320,000 - 760,000

Kelp Bay
 Harvest - 1,700; 10-yr Average - 292,000
 Escapement Est. - 35,000
 Escapement Range - 60,000 - 140,000

Red Bluff Bay
 Harvest - Not Opened; 10-yr Average - 256,000
 Escapement Est. - 17,000
 Escapement Range - 90,000 - 210,000

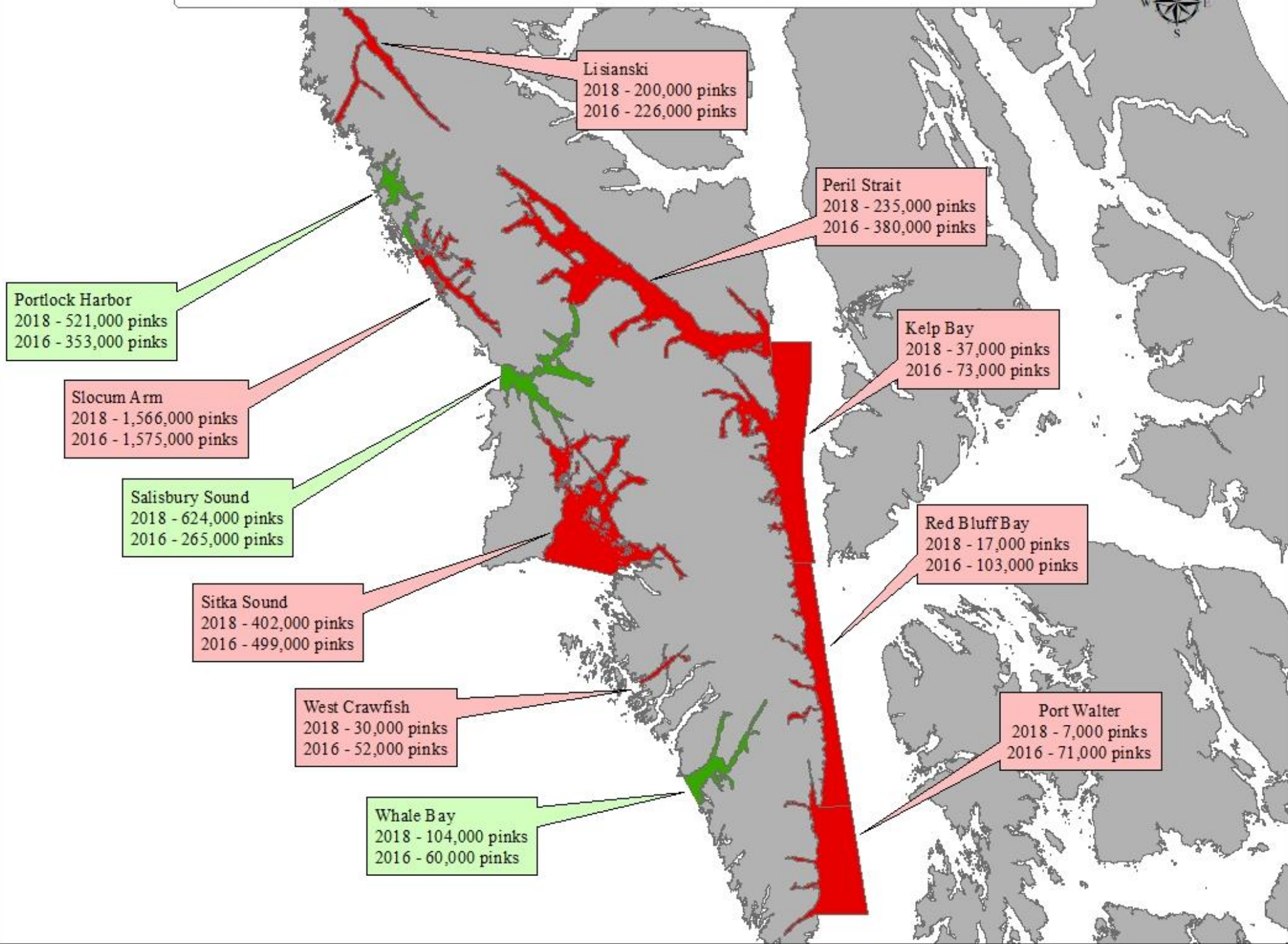
Port Walter
 Harvest - Not Opened; 10-yr Average - 28,000
 Escapement Est. - 7,000
 Escapement Range - 70,000 - 160,000

Sitka Stock Groups

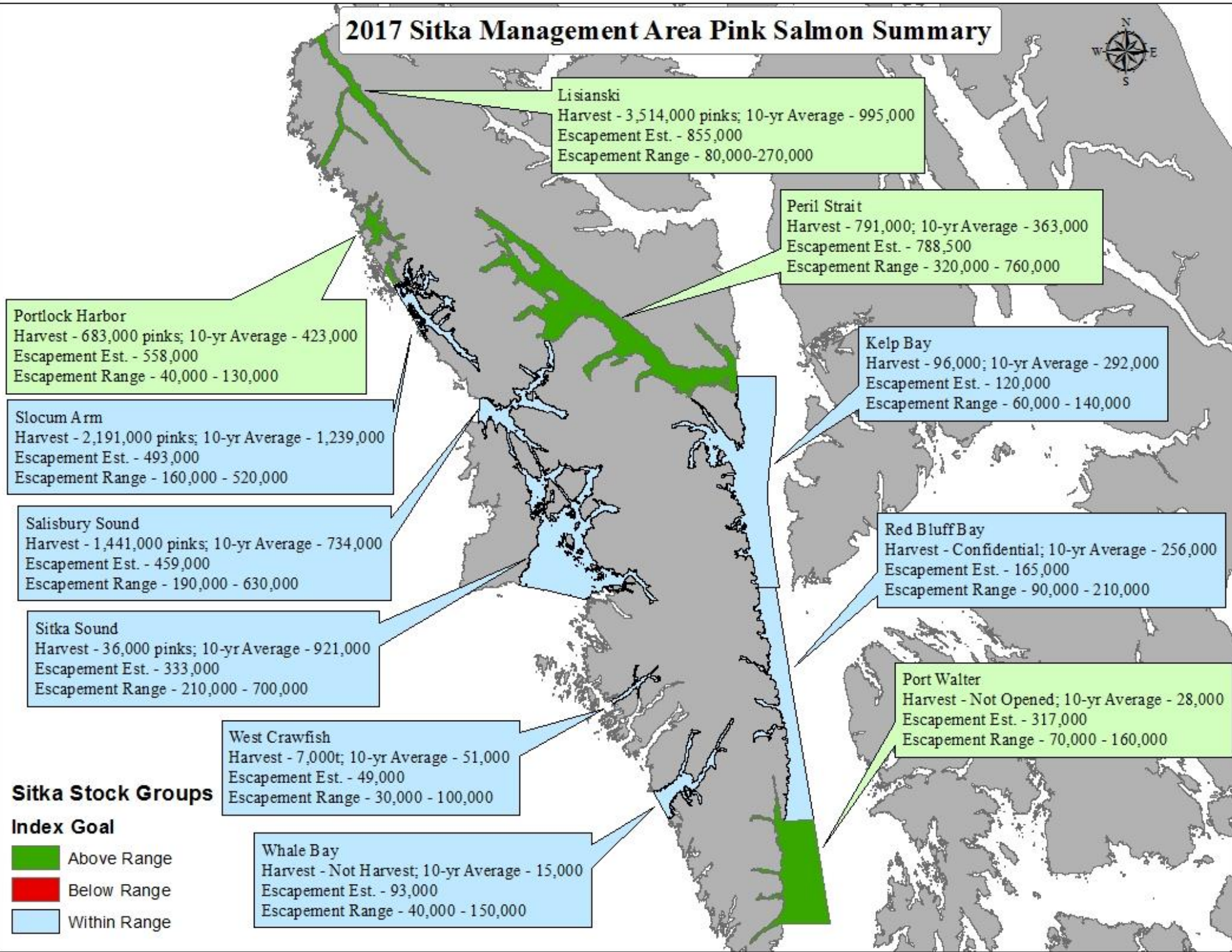
Index Goal

- Above Range
- Below Range
- Within Range

Sitka Management Area Pink Salmon Run Reconstruction 2018 vs 2016



2017 Sitka Management Area Pink Salmon Summary



Lisianski
 Harvest - 3,514,000 pinks; 10-yr Average - 995,000
 Escapement Est. - 855,000
 Escapement Range - 80,000-270,000

Peril Strait
 Harvest - 791,000; 10-yr Average - 363,000
 Escapement Est. - 788,500
 Escapement Range - 320,000 - 760,000

Portlock Harbor
 Harvest - 683,000 pinks; 10-yr Average - 423,000
 Escapement Est. - 558,000
 Escapement Range - 40,000 - 130,000

Kelp Bay
 Harvest - 96,000; 10-yr Average - 292,000
 Escapement Est. - 120,000
 Escapement Range - 60,000 - 140,000

Slocum Arm
 Harvest - 2,191,000 pinks; 10-yr Average - 1,239,000
 Escapement Est. - 493,000
 Escapement Range - 160,000 - 520,000

Red Bluff Bay
 Harvest - Confidential; 10-yr Average - 256,000
 Escapement Est. - 165,000
 Escapement Range - 90,000 - 210,000

Salisbury Sound
 Harvest - 1,441,000 pinks; 10-yr Average - 734,000
 Escapement Est. - 459,000
 Escapement Range - 190,000 - 630,000

Sitka Sound
 Harvest - 36,000 pinks; 10-yr Average - 921,000
 Escapement Est. - 333,000
 Escapement Range - 210,000 - 700,000

Port Walter
 Harvest - Not Opened; 10-yr Average - 28,000
 Escapement Est. - 317,000
 Escapement Range - 70,000 - 160,000

West Crawfish
 Harvest - 7,000; 10-yr Average - 51,000
 Escapement Est. - 49,000
 Escapement Range - 30,000 - 100,000

Sitka Stock Groups

Index Goal

- Above Range
- Below Range
- Within Range

Whale Bay
 Harvest - Not Harvest; 10-yr Average - 15,000
 Escapement Est. - 93,000
 Escapement Range - 40,000 - 150,000

2018 Chum Salmon

Sitka inside areas were mixed with escapements around the 10 year average for the five index streams in the area.

Sitka outside areas did not meet lower bound of SEG.